



TAILORED

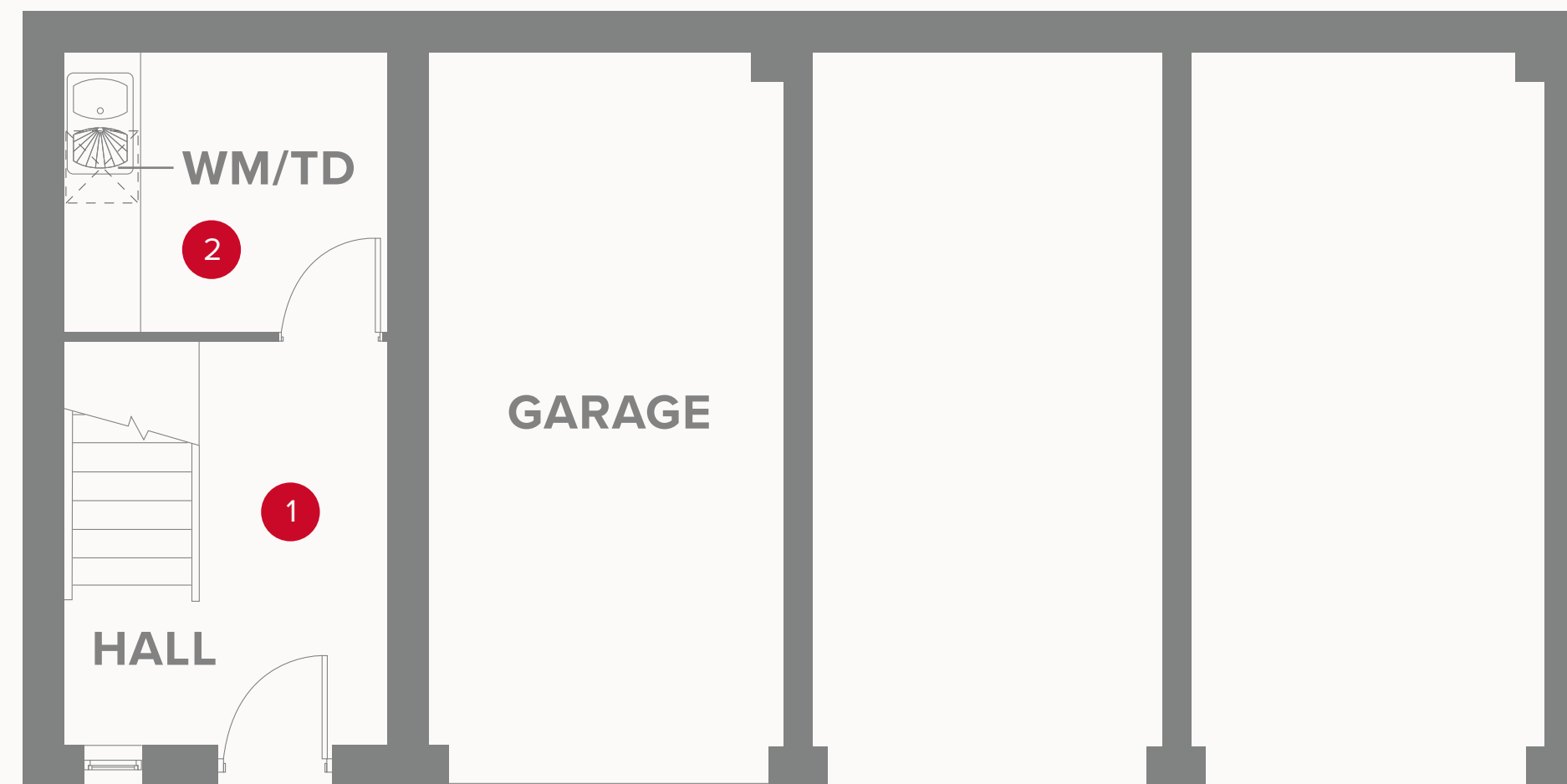
- REDROW -

THE TILTON

TWO BEDROOM HOME

 **REDROW**

THE TILTON GROUND FLOOR



1	Hall	10'1" x 8'8"	3.07 x 2.46 m
2	Utility	8'1" x 7'1"	2.46 x 2.15 m



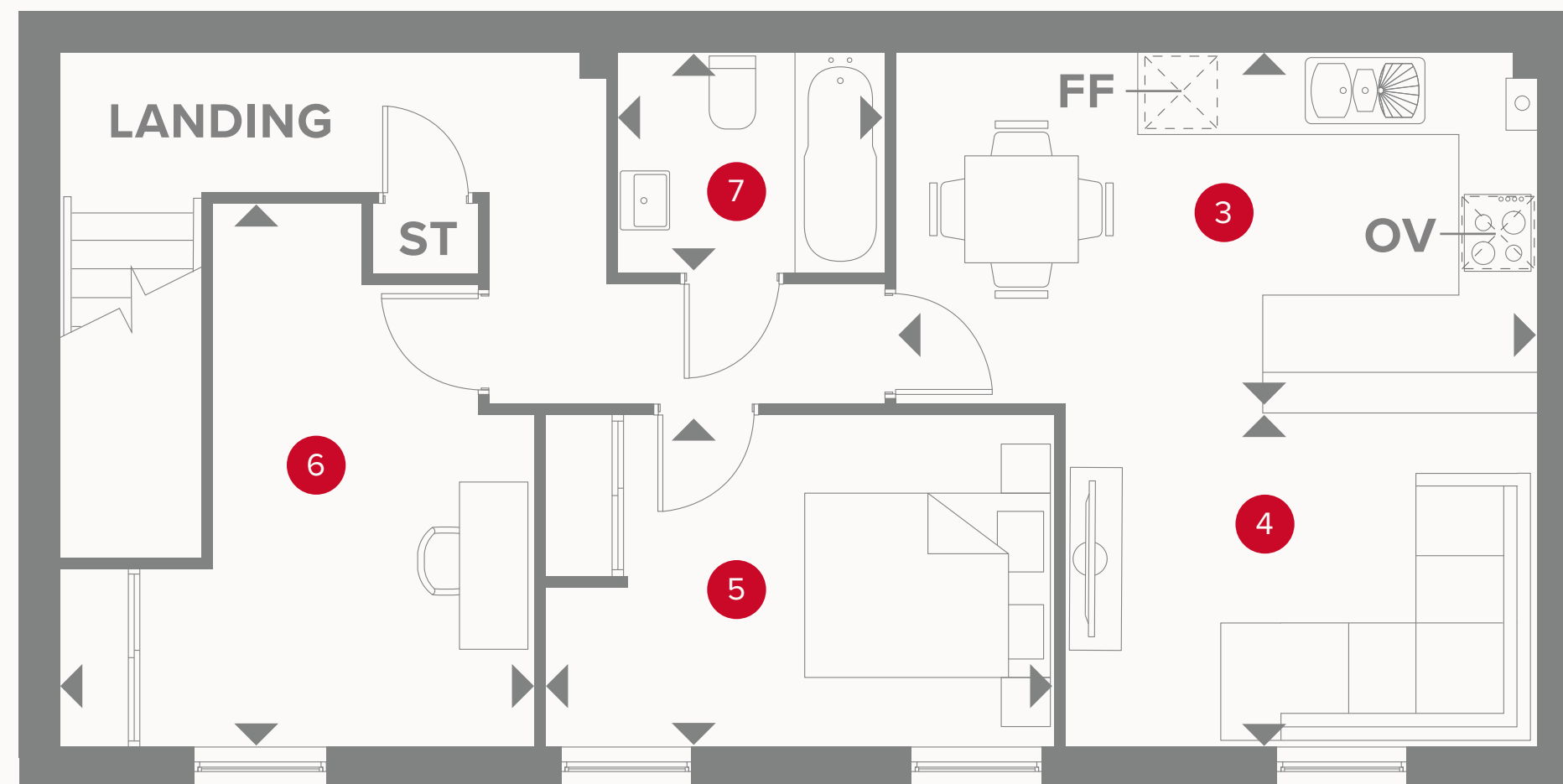
KEY

- ◀ Dimensions start
- WM/TD Washer/dryer space

**CONSUMER
CODE FOR
HOME BUILDERS**
www.consumercode.co.uk

Customers should note this illustration is an example of the Tilton house type. All dimensions indicated are approximate and the furniture layout is for illustrative purposes only. Homes may be 'handed' (mirror image) versions of the illustrations, and may be detached, semi-detached or terraced. Materials used may differ from plot to plot including render and roof tile colours. Detailed plans and specifications are available for inspection for each plot at our Sales Centre during working hours and customers must check their individual specifications prior to making a reservation.




THE TILTON FIRST FLOOR




3	Kitchen/Living	16'3" x 8'9"	4.96 x 2.70 m
4	Lounge	11'10" x 8'6"	3.65 x 2.62 m
5	Bedroom 1	12'9" x 8'3"	3.92 x 2.53 m
6	Study	11'10" x 13'6"	3.65 x 4.15 m
7	Bathroom	6'7" x 5'6"	2.05 x 1.69 m



KEY

-  Hob
-  Fridge/freezer
-  Dimensions start

-  Storage cupboard
-  Oven