








EXPLORE EATON GREEN HEIGHTS PHASE 3

KEY

	LETCWORTH 3 BEDROOM HOME		GRANTHAM 4 4 BEDROOM HOME
	WARWICK 3 BEDROOM HOME		CAMBRIDGE 4 BEDROOM HOME
	MALVERN 3 BEDROOM HOME		OXFORD 4 BEDROOM HOME
	GRANTHAM 4 BEDROOM HOME		

LEAP – Local Equipped Area of Play
SS – Sub Station



This plan is indicative and is intended for guidance only and does not form part of any contract or agreement, nor does it show ownership boundaries, easements or wayleaves and is subject to change. For specific details, other than general site layout, please liaise directly with our Sales Consultant.