
















EXPLORE THE PARKLANDS AT GREAT WILSEY PARK



KEY

	STRATFORD LIFESTYLE 3 BEDROOM HOME		CANTERBURY 4 BEDROOM HOME
	STRATFORD 4 BEDROOM HOME		WELWYN 4 BEDROOM HOME
	OXFORD LIFESTYLE 3 BEDROOM HOME		HARROGATE 4 BEDROOM HOME
	OXFORD 4 BEDROOM HOME		HARROGATE SPECIAL 4 BEDROOM HOME
	HARLECH 4 BEDROOM HOME		SUNNINGDALE 4 BEDROOM HOME
	CAMBRIDGE 4 BEDROOM HOME		HENLEY 4 BEDROOM HOME
	LEAMINGTON LIFESTYLE 3 BEDROOM HOME		LEDHAM 4 BEDROOM HOME
	SHAFTESBURY 4 BEDROOM HOME		

S/S – Sub Station

POS – Public Open Space

 – Optional Conservatories

This plan is indicative and is intended for guidance only and does not form part of any contract or agreement, nor does it show ownership boundaries, easements or wayleaves and is subject to change. For specific details, other than general site layout, please liaise directly with our Sales Consultant.