





















EXPLORE HOULTON PHASE 1



KEY

 EVESHAM 2 BEDROOM HOME	 SHAFTESBURY 4 BEDROOM HOME
 EVESHAM 3 3 BEDROOM HOME	 HARROGATE 4 BEDROOM HOME
 BROADWAY 3 BEDROOM HOME	 SUNNINGDALE 4 BEDROOM HOME
 LETCHWORTH 3 BEDROOM HOME	 HIGHGATE 5 5 BEDROOM HOME
 WARWICK 3 BEDROOM HOME	 CAMBRIDGE 4 BEDROOM HOME
 AMBERLEY 3 BEDROOM HOME	 BEESTON 5 BEDROOM HOME
 SHREWSBURY 4 BEDROOM HOME	 MARLOW 4 BEDROOM HOME
 STRATFORD 4 BEDROOM HOME	 GRANTHAM 3 BEDROOM HOME
 LUDLOW 3 BEDROOM HOME	 BLENHIM PREMIUM 5 BEDROOM HOME
 ASHBY 3 BEDROOM HOME	 HIGHGROVE PREMIUM 5 BEDROOM HOME

BCP – Bin Collection Point

This plan is indicative and is intended for guidance only and does not form part of any contract or agreement, nor does it show ownership boundaries, easements or wayleaves and is subject to change. For specific details, other than general site layout, please liaise directly with our Sales Consultant.

