

EXPLORE KINGS MOAT EMPEROR PARK PHASE 1



KEY

	LETC LETCWORTH 3 BEDROOM SEMI-DETACHED HOME		MARO MARLOW 4 BEDROOM DETACHED HOME
	WARW WARWICK 3 BEDROOM DETACHED HOME		SHRB SHREWSBURY 4 BEDROOM DETACHED HOME
	AMBY AMBERLEY 3 BEDROOM DETACHED HOME		STRA STRATFORD 4 BEDROOM DETACHED HOME
			AFFORDABLE HOUSING



B/S - Bin Store
S/S - Sub Station
C/S - Cycle Store














This plan is indicative and is intended for guidance only and does not form part of any contract or agreement, nor does it show ownership boundaries, easements or wayleaves and is subject to change. For specific details, other than general site layout, please liaise directly with our Sales Consultant.



EXPLORE KINGS MOAT ROMAN GREEN PHASE 1



KEY

 OXFORD LIFESTYLE 3 BEDROOM DETACHED HOME	 MARLOW 4 BEDROOM DETACHED HOME
 LEAMINGTON LIFESTYLE 3 BEDROOM DETACHED HOME	 CAMBRIDGE 4 BEDROOM DETACHED HOME
 OXFORD 4 BEDROOM DETACHED HOME	 HENLEY 4 BEDROOM DETACHED HOME
 SHAFTESBURY 4 BEDROOM DETACHED HOME	 RICHMOND 4 BEDROOM DETACHED HOME
 HARROGATE 4 BEDROOM DETACHED HOME	 BALMORAL 4 BEDROOM DETACHED HOME
 SUNNINGDALE 4 BEDROOM DETACHED HOME	 CANTERBURY 4 BEDROOM DETACHED HOME
	 AFFORDABLE HOUSING



BCP - Bin Collection Point

This plan is indicative and is intended for guidance only and does not form part of any contract or agreement, nor does it show ownership boundaries, easements or wayleaves and is subject to change. For specific details, other than general site layout, please liaise directly with our Sales Consultant.