



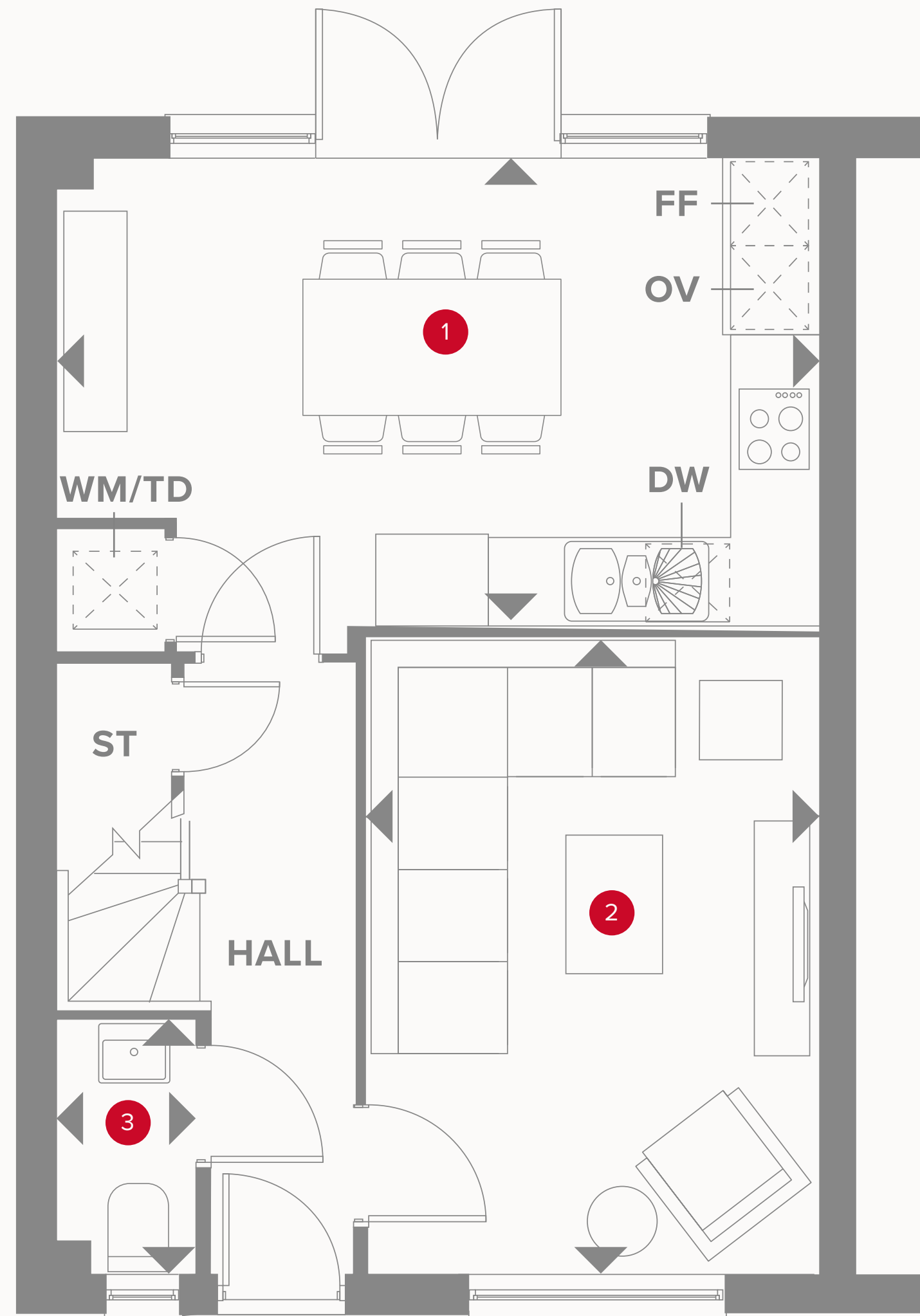
INSPIRED

- REDROW -

THE SWETTENHAM

THREE BEDROOM HOME





THE SWETTENHAM GROUND FLOOR

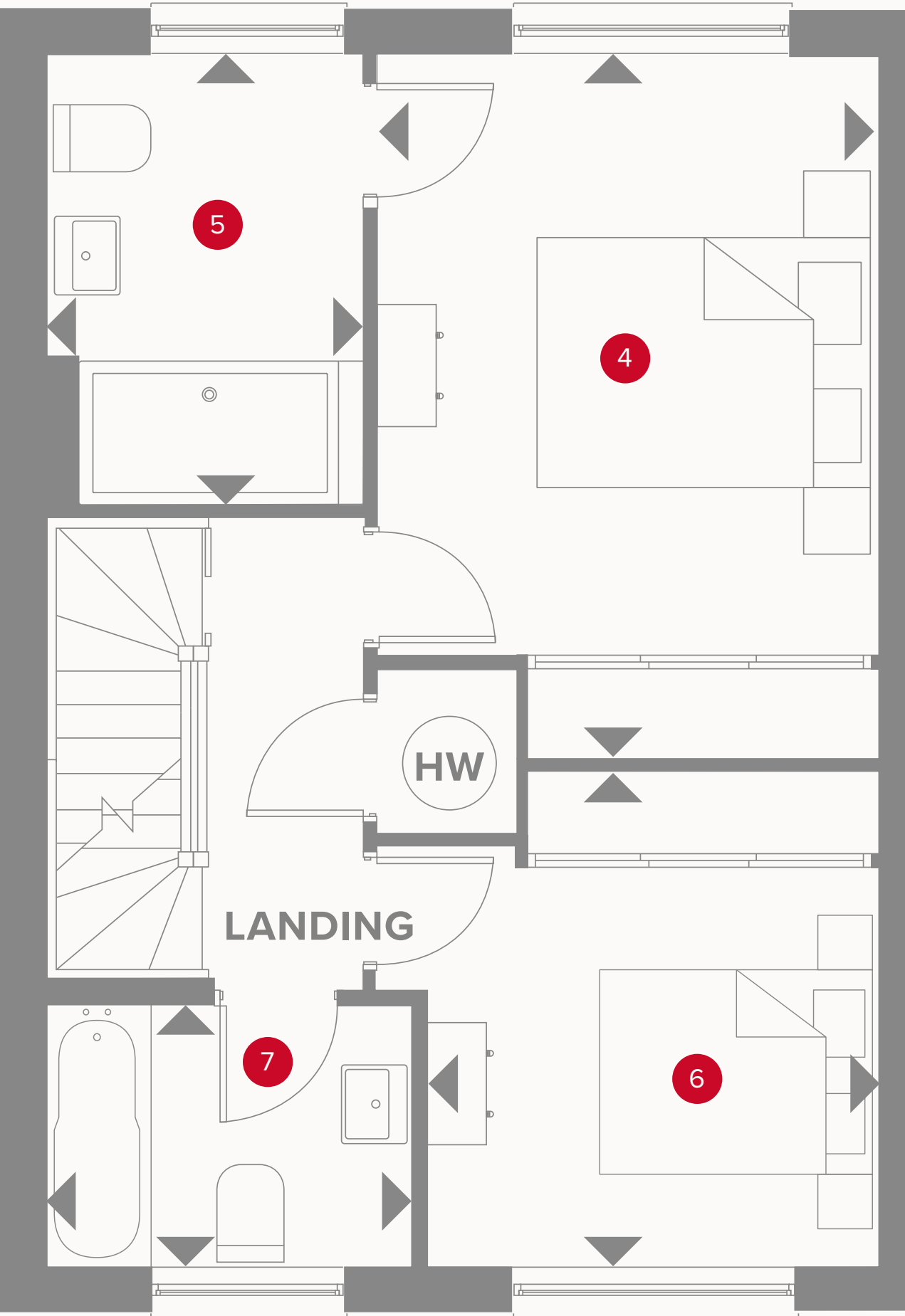
1	Kitchen/Dining	17'9" x 11'0"	5.48 x 3.36 m
2	Lounge	15'0" x 10'7"	4.60 x 3.26 m
3	Cloaks	6'7" x 3'3"	2.06 x 1.01 m



KEY

	Hob
OV	Oven
FF	Fridge/freezer
WM/TD	Tumble dryer/Washing machine space

	Dimensions start
ST	Storage cupboard
DW	Dish washer space



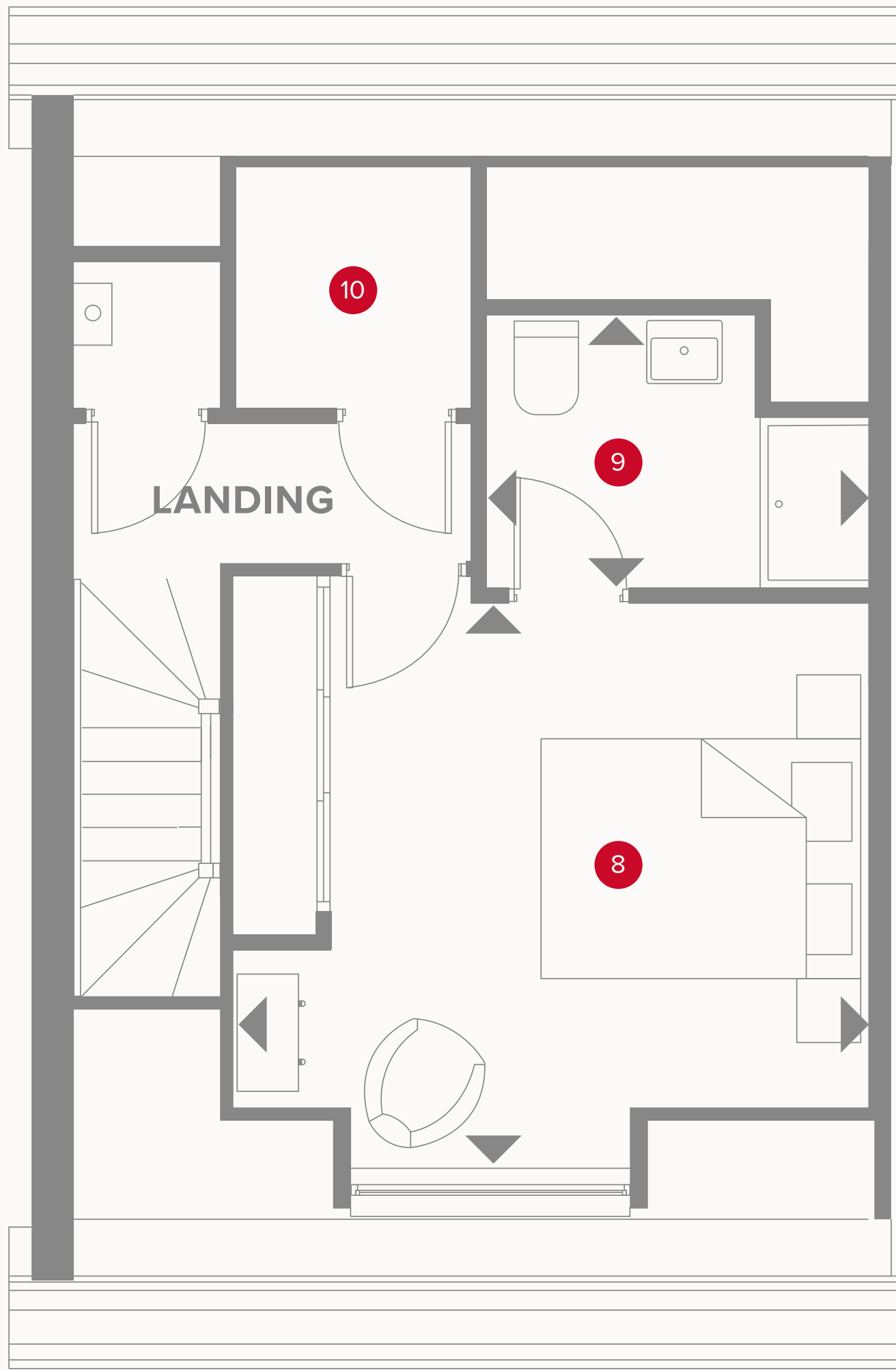
THE SWETTENHAM FIRST FLOOR

4	Bedroom 1	14'8" x 10'9"	4.51 x 3.33 m
5	En-suite 1	9'7" x 6'8"	2.97 x 2.08 m
6	Bedroom 3	11'4" x 9'8"	3.48 x 3.00 m
7	Bathroom	7'9" x 5'7"	2.41 x 1.74 m



KEY

- ◀ Dimensions start
- HW Hot Water



THE SWETTENHAM SECOND FLOOR

8	Bedroom 2	14'3" x 13'2"	4.38 x 4.04 m
9	En-suite 2	8'6" x 6'3"	2.64 x 1.94 m
10	Storage	5'6" x 5'4"	1.71 x 1.67 m



KEY

◀ Dimensions start

CONSUMER
CODE FOR
HOME BUILDERS

www.consumercode.co.uk

Customers should note this illustration is an example of the Swettenham house type. All dimensions indicated are approximate and the furniture layout is for illustrative purposes only. Homes may be 'handed' (mirror image) versions of the illustrations, and may be detached, semi-detached or terraced. Materials used may differ from plot to plot including render and roof tile colours. Detailed plans and specifications are available for inspection for each plot at our Sales Centre during working hours and customers must check their individual specifications prior to making a reservation.