

INSPIRED
- REDROW -

TABLEY PARK

KNUTSFORD






WELCOME TO TABLEY PARK



A COLLECTION OF 3, 4 AND 5 BEDROOM HOMES IN CHARMING KNUTSFORD

An elegant collection of stylish houses and bungalows in an attractive market town, pretty and tranquil but with amenities of all kinds within easy reach. Three, four and five bedroom houses and bungalows based on Redrow's award-winning Heritage Collection, with echoes of the Arts and Crafts movement of the late 19th and early 20th centuries, but with effortless contemporary touches too. Minutes from the M6 motorway for straightforward commuting, but surrounded by open green space as well. Tabley Park truly is a development that has it all.





AN INSPIRED **NEW HOME**

Explore what makes this
collection so unique


We're dedicated to designing and building homes with character that people are proud to live in. Inspired by the past but designed for the future, this collection offers the best of both worlds.



WHAT MAKES THIS COLLECTION SO UNIQUE?

Our aim has always been to build homes of the highest quality, reflecting the craftsmanship and details associated with the Arts and Crafts movement. It's this, combined with the modern, high end interiors we pride ourselves on, that makes this award winning collection so enviable.

Every inch of our homes has been carefully considered, from features such as traditional porches supported by timber posts with gallows brackets to brick plinths that run the whole way round the property. These features add grandeur and depth to the front of the home and provide an anchoring effect.





ENJOY THE AREA

With an excellent range of supermarkets and other stores close by, shopping will be a pleasure at Tabley Park. You'll find a Little Waitrose & Partners, Aldi, Booths and Sainsbury's Local stores all within a 10-minute drive of home, along with a post office, several pharmacies and a variety of other chain and independent stores. For a more comprehensive retail experience, Manchester's famous Trafford Centre is just half an hour away in the car and offers some 200 outlets, including cafés, coffee shops and restaurants for enjoying a well-deserved rest.

As a thriving market town, Knutsford is also home to a wide range of pubs, cafés and restaurants. Settle down for a beer and choose from a menu of classic pub grub at the Old Sessions House, sip cocktails and pick out a sourdough pizza at Gusto Italian restaurant, or enjoy a coffee and snack at the Courtyard Coffee House. Whatever your mood, you'll never be short of options. There is also an excellent choice of takeaways close to home, too.



ENJOY AN ACTIVE LIFESTYLE

For sport, activity, leisure and pleasure, options are plentiful. Those seeking exercise will find Anytime Fitness and Elite Health both located less than a mile away, with the former offering gym access 24 hours a day, seven days a week, while the latter provides personal training, and when you're looking to unwind, osteopathy and massage appointments too. Those seeking relaxation may also enjoy a visit to the Knutsford Medi Spa.



Golfers can enjoy a round at Knutsford Golf Club, less than a mile from home and offering a friendly and relaxed environment with picturesque views.

Film fans can enjoy a wide range of independent and arthouse pictures at the town centre's Curzon Knutsford cinema, while the Vue Cinema in Altrincham, around a 20 minute drive, shows all the latest blockbusters. Around half an hour away by road, meanwhile, is HOME, Manchester's centre for contemporary theatre, film, art, music and more.

OPPORTUNITIES FOR LEARNING

Parents will be pleased to find schools rated highly by Ofsted for youngsters at all stages of their educational journeys. For younger children, Manor Park Church of England First School, a six minute drive from home, caters for youngsters aged from two to 9 and is rated 'Good' by Ofsted.

Bexton Primary School and Knutsford Academy, meanwhile, welcome children from the ages of two to 11, and 11 to 18 respectively, are a similar drive time and are both also rated 'Good'.



GETTING AROUND


Transport and travel connections are excellent, by road and rail. Manchester city centre is less than 20 miles away, with a journey time of around 40 minutes. You can also reach junction 19 of the M6 motorway in less than 10 minutes for onward travel north to Liverpool (around an hour, via the M62) and south to Birmingham (1 hour and 33 minutes).

For train travel, Knutsford railway station is a mile from the development, and offers services to Manchester (46 minutes) and Chester (45 minutes), with Manchester Piccadilly providing onward connections to Liverpool (54 minutes) and London Euston (2 hours and 13 minutes).

For international travel, Manchester Airport is around 20 minutes away by road, and offers flights around the globe.

WE PUT MORE IN

At Redrow we work hard to contribute to the existing facilities and create new ones, to dovetail our development into the local community. Below are some of the community benefits installed at **Tabley Park**.




























SO YOU GET MORE OUT

- Public Green Space and Children's Play Area
- Cycleways & Footpaths
- Affordable Housing
- Multi Use Games Area
- Local Equipped Areas of Play

EXPLORE TABLEY PARK

KEY

 BEXTON 2 BEDROOM HOME	 ASHLEY 4 BEDROOM HOME	 MORETON 5 BEDROOM HOME
 BLACKHILL 3 BEDROOM HOME	 HEYROSE 3 BEDROOM HOME	 TOFT 5 BEDROOM HOME
 PEOVER 3 BEDROOM HOME	 LOSTOCK 4 BEDROOM HOME	 TABLEY 5 BEDROOM HOME
 PLUMLEY 3 BEDROOM HOME	 MARTHALL 4 BEDROOM HOME	 CRANFORD 4 BEDROOM HOME
 WARFORD 3 BEDROOM HOME	 BUDWORTH 4 BEDROOM HOME	 ARLEY 5 BEDROOM HOME
 MERE 3 BEDROOM HOME	 ROSTHERNE 5 BEDROOM HOME	 TATTON 5 BEDROOM HOME
 DELAMERE 3 BEDROOM HOME	 BEESTON 5 BEDROOM HOME	 AFFORDABLE HOUSING
 SUDLOW 4 BEDROOM HOME	 ALDERLEY 4 BEDROOM HOME	
 CHELFORD 3 BEDROOM HOME	 PICKMERE 4 BEDROOM HOME	

Affordable Housing: Knutsford Apartments – 33-38.
Broadoak – 52-59. Pedley – 13, 15, 103-104, 106, 110-111, 113, 169, 171-172, 183-184, 189-190.
Pinfold – 14, 105, 112, 170.
Gaskell – 61-62, 64-66, 73-74, 76, 96-97, 99, 162, 164-165, 185, 187-188. Bucklow – 63, 75, 98, 163, 186.
Allostock – 100-101.

S/S – Sub Station
P/S – Pumping Station
G/G – Gas Governor

**CONSUMER
CODE FOR
HOME BUILDERS**
www.consumercode.co.uk

This plan is indicative and is intended for guidance only and does not form part of any contract or agreement, nor does it show ownership boundaries, easements or wayleaves and is subject to change. For specific details, other than general site layout, please liaise directly with our Sales Consultant.





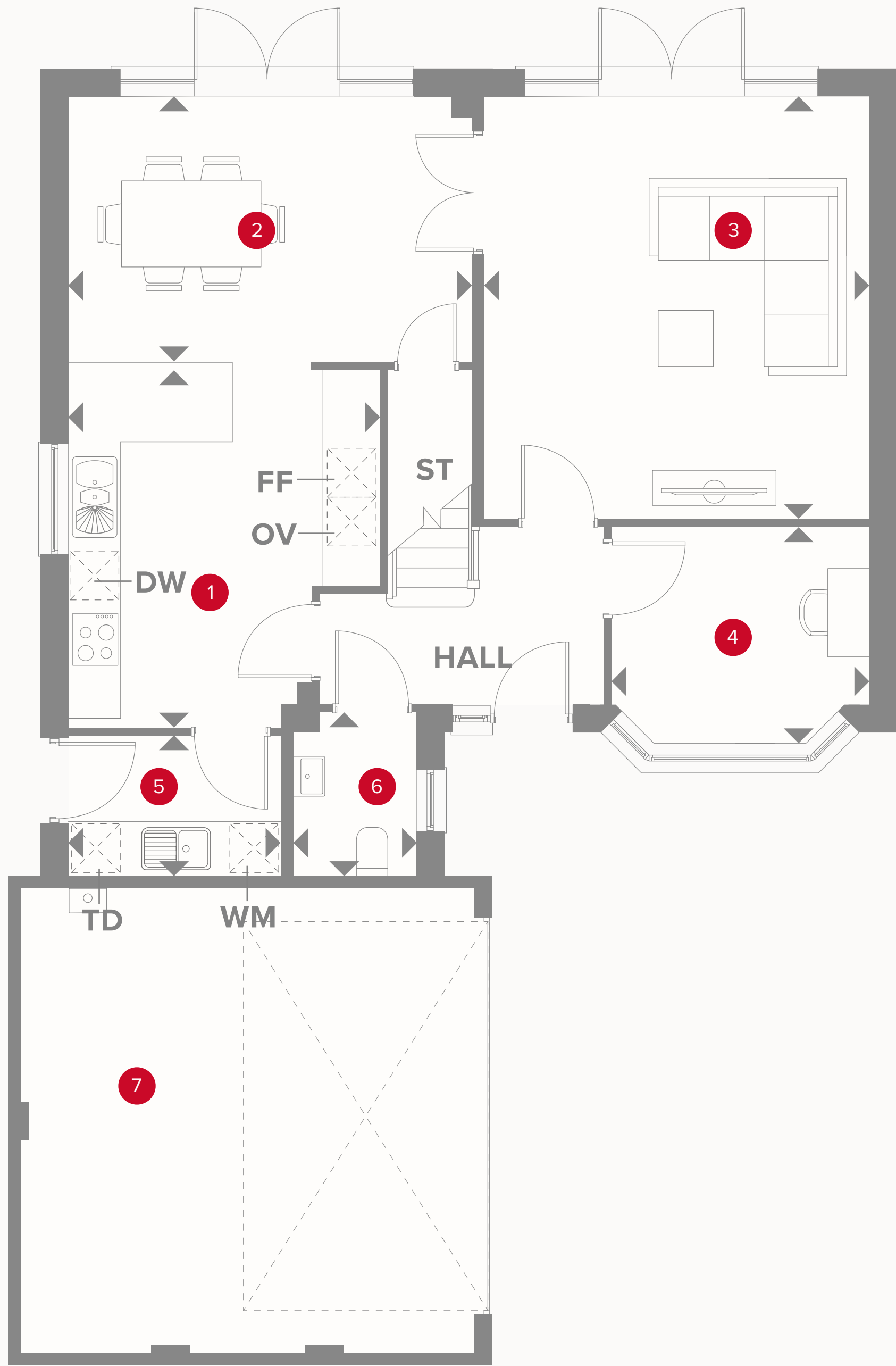
INSPIRED

- REDROW -

THE ASHLEY

FOUR BEDROOM HOME





THE ASHLEY GROUND FLOOR

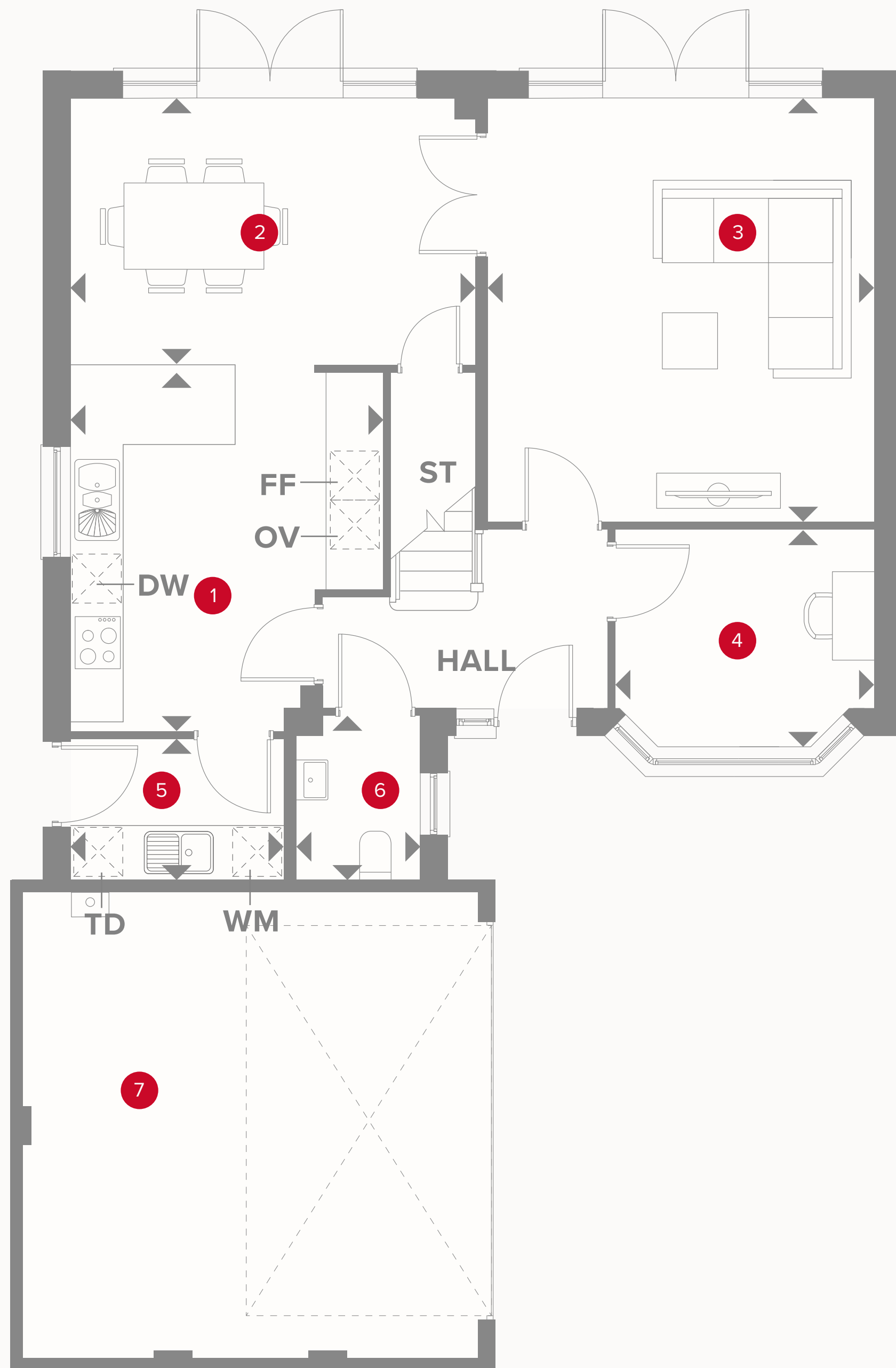
1 Kitchen	13'6" x 11'7"	4.16 x 3.56m
2 Dining	9'9" x 15'0"	3.02 x 4.60m
3 Lounge	15'7" x 14'4"	4.80 x 4.39m
4 Study	8'1" x 9'7"	2.47 x 2.96m
5 Utility	15'2" x 7'9"	1.58 x 2.42m
6 Cloaks	5'2" x 4'6"	1.59 x 1.40m
7 Garage	17'4" x 17'5"	5.30 x 5.34m



KEY

- Hob
- OV** Oven
- FF** Fridge/freezer
- TD** Tumble dryer space

- Dimensions start
- ST** Storage cupboard
- WM** Washing machine space
- DW** Dish washer space



THE ASHLEY GROUND FLOOR

1 Kitchen	13'6" x 11'7"	4.16 x 3.56m
2 Dining	9'9" x 15'0"	3.02 x 4.60m
3 Lounge	15'7" x 14'4"	4.80 x 4.39m
4 Study	8'1" x 9'7"	2.47 x 2.96m
5 Utility	15'2" x 7'9"	1.58 x 2.42m
6 Cloaks	5'2" x 4'6"	1.59 x 1.40m
7 Garage	17'4" x 17'5"	5.30 x 5.34m



KEY

- Hob
- OV** Oven
- FF** Fridge/freezer
- TD** Tumble dryer space

- Dimensions start
- ST** Storage cupboard
- WM** Washing machine space
- DW** Dish washer space



INSPIRED

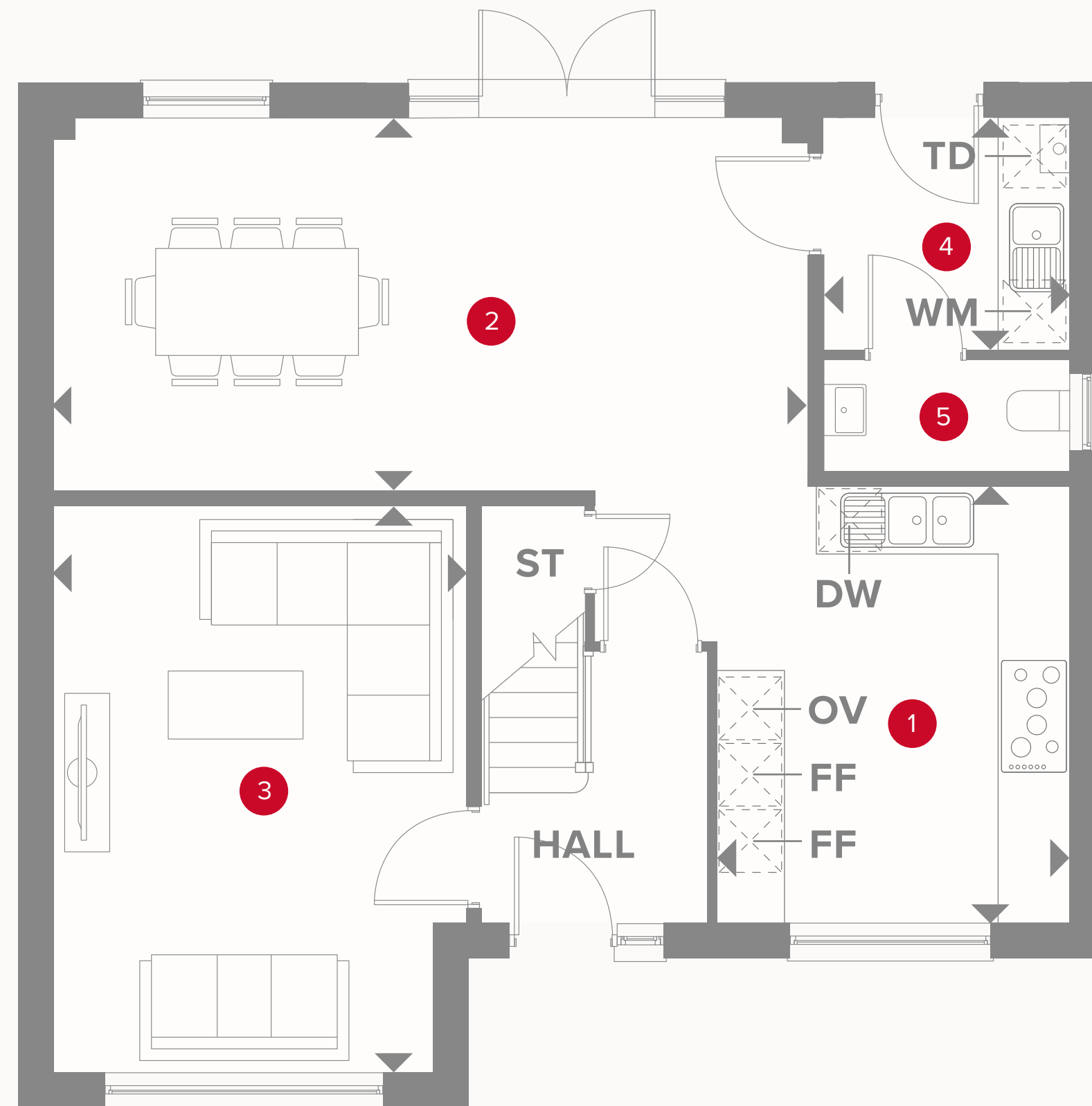
- REDROW -

THE BEESTON

FIVE BEDROOM HOME



THE BEESTON GROUND FLOOR



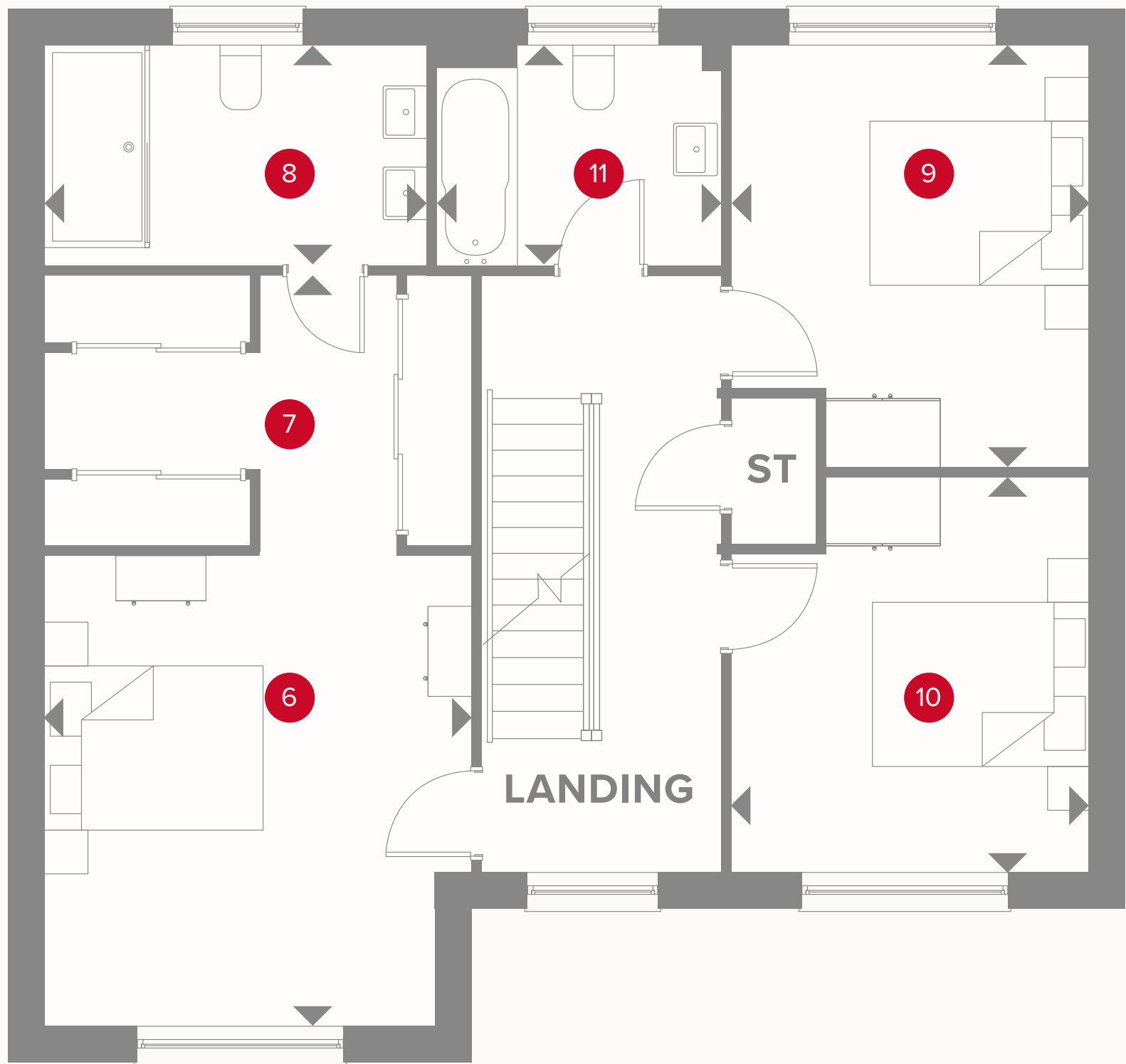
1	Kitchen	10'3" x 12'6"	3.14 x 3.85m
2	Dining/Family	21'9" x 10'8"	6.69 x 3.29m
3	Lounge	12'0" x 16'5"	3.66 x 5.03m
4	Utility	7'2" x 6'7"	2.19 x 2.05m
5	Cloaks	7'2" x 3'2"	2.19 x 0.98m



KEY

- Hob
- OV** Oven
- FF** Fridge/freezer
- TD** Tumble dryer space

- Dimensions start
- ST** Storage cupboard
- WM** Washing machine space
- DW** Dish washer space



THE BEESTON FIRST FLOOR

6	Bedroom 1	12'2" x 13'4"	3.72 x 4.07m
7	En-suite 1	10'8" x 6'02"	3.30 x 1.90m
8	Wardrobe	12'2" x 7'6"	3.72 x 2.33m
9	Bedroom 2	10'2" x 11'9"	3.10 x 3.62m
10	Bedroom 3	10'2" x 11'2"	3.10 x 3.41m
11	Bathroom	8'0" x 6'2"	2.45 x 1.90m



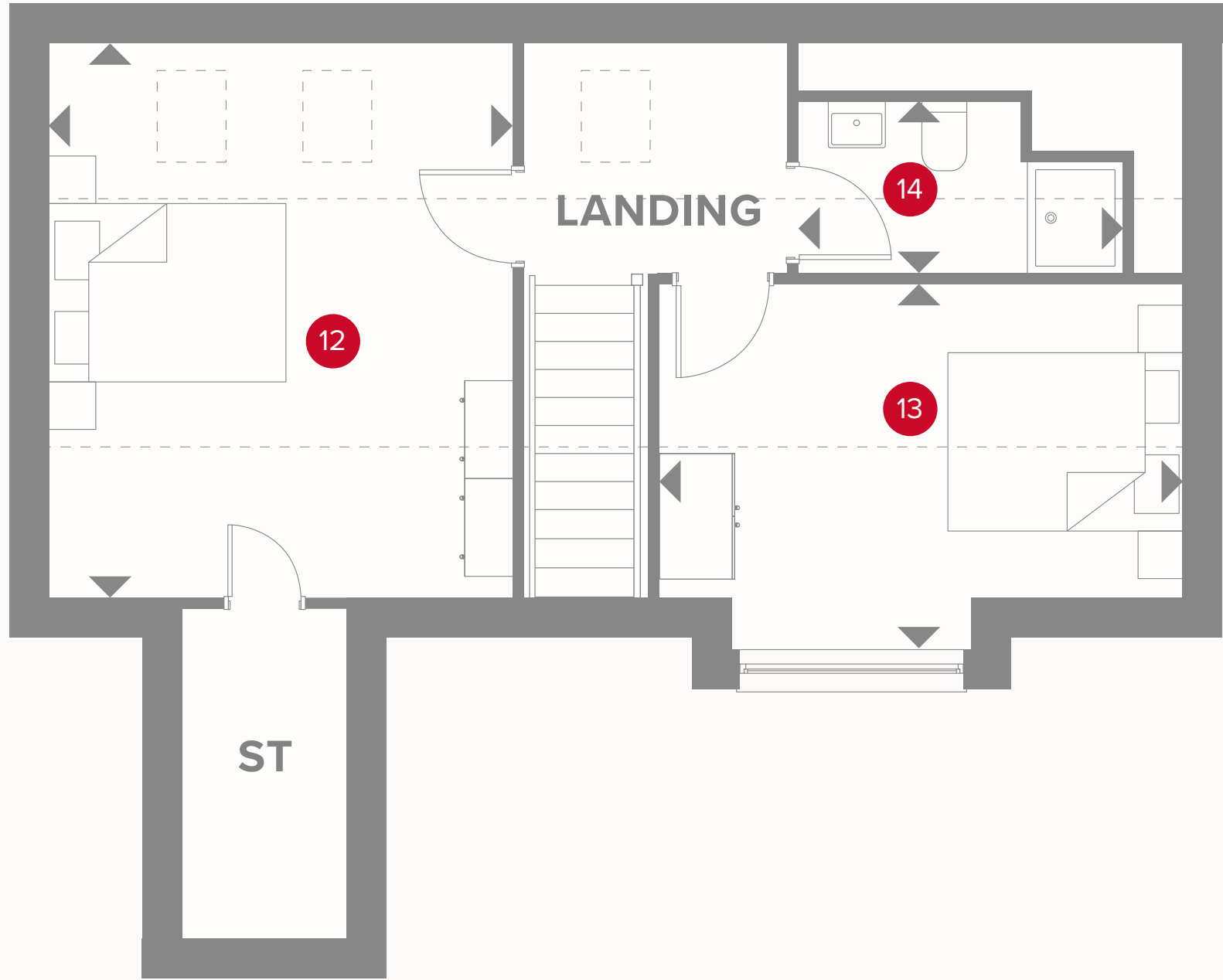
KEY

- ◀ Dimensions start
- HW Hot water storage
- LH Loft hatch

CONSUMER
CODE FOR
HOME BUILDERS

www.consumercode.co.uk

Customers should note this illustration is an example of the Beeston house type. All dimensions indicated are approximate and the furniture layout is for illustrative purposes only. Homes may be 'handed' (mirror image) versions of the illustrations, and may be detached, semi-detached or terraced. Materials used may differ from plot to plot including render and roof tile colours. Detailed plans and specifications are available for inspection for each plot at our Sales Centre during working hours and customers must check their individual specifications prior to making a reservation.



THE BEESTON SECOND FLOOR

12	Bedroom 4	12'2" x 14'5"	3.72 x 4.41m
13	Bedroom 5	13'7" x 8'23"	4.18 x 2.51m
14	Shower room	8'4" x 4'5"	2.57 x 1.37m



KEY

- ◀ Dimensions start
- HW Hot water storage
- LH Loft hatch

CONSUMER
CODE FOR
HOME BUILDERS

www.consumercode.co.uk

Customers should note this illustration is an example of the Beeston house type. All dimensions indicated are approximate and the furniture layout is for illustrative purposes only. Homes may be 'handed' (mirror image) versions of the illustrations, and may be detached, semi-detached or terraced. Materials used may differ from plot to plot including render and roof tile colours. Detailed plans and specifications are available for inspection for each plot at our Sales Centre during working hours and customers must check their individual specifications prior to making a reservation.



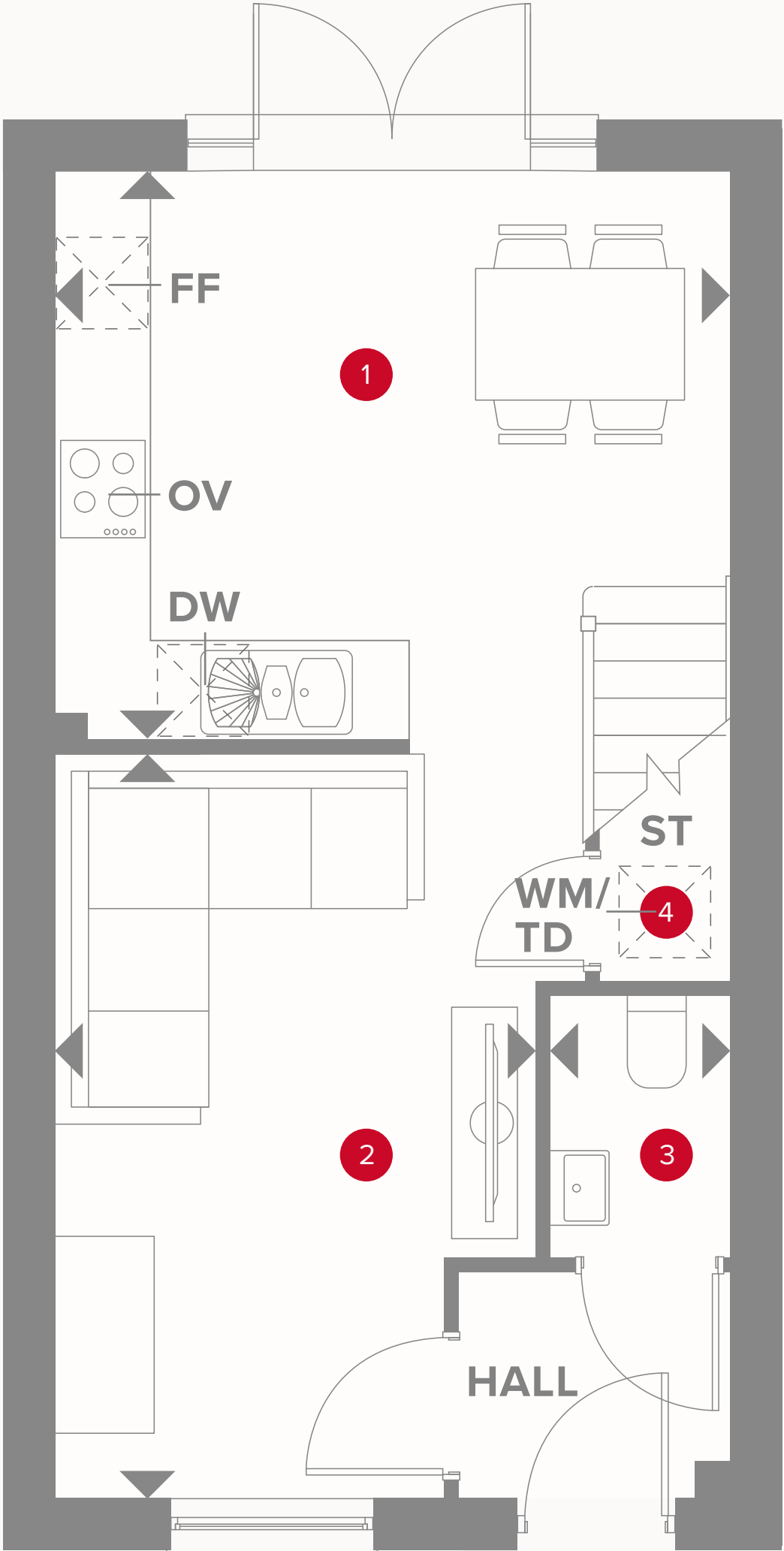
INSPIRED

- REDROW -

THE BEXTON

TWO BEDROOM HOME





THE BEXTON GROUND FLOOR

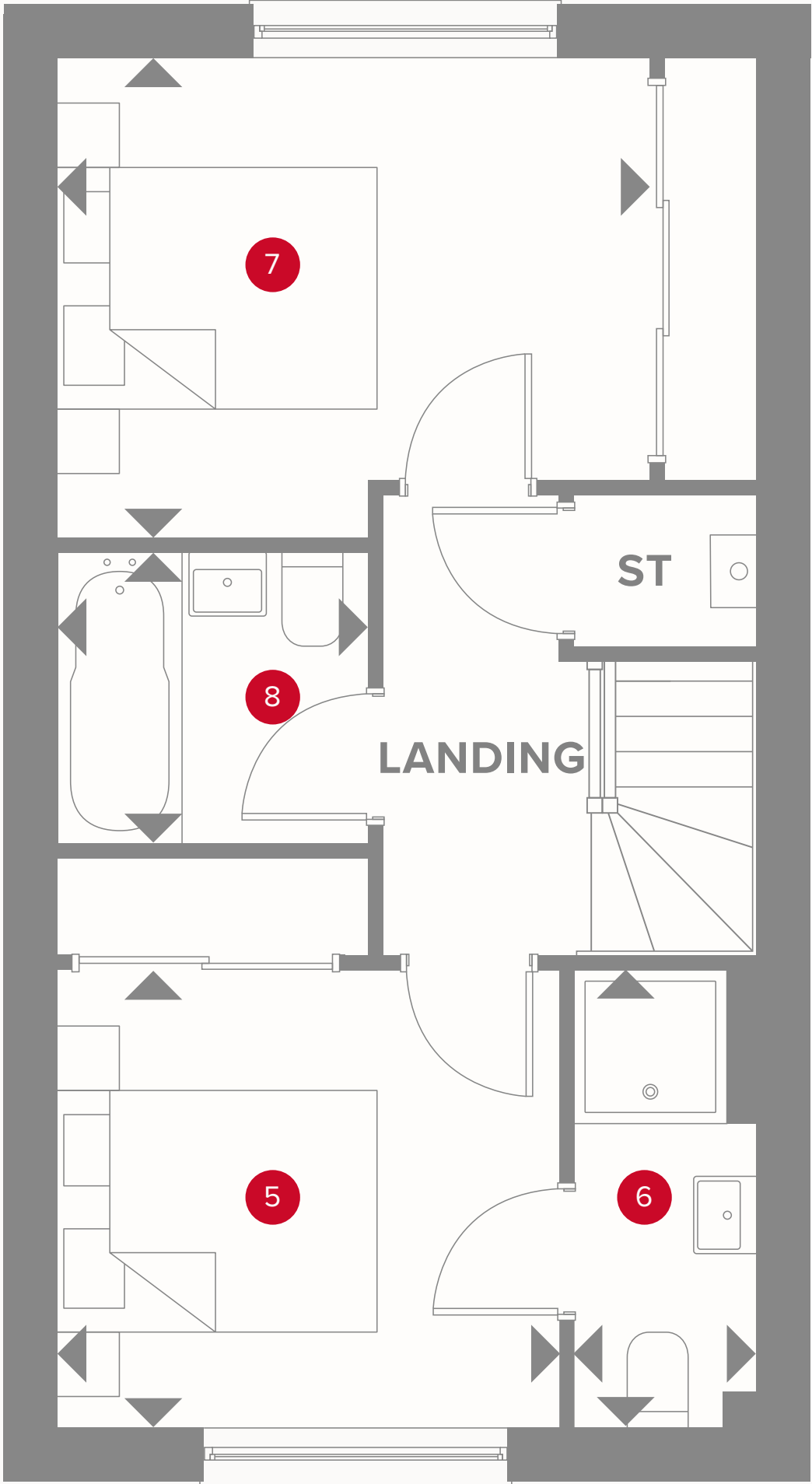
1	Kitchen/Dining	11'0" x 14'0"	3.25 x 4.14m
2	Lounge	15'0" x 10'0"	4.5 x 2.94m
3	Cloaks	16'4" x 13'1"	1.60 x 1.11m
4	Laundry	5'0" x 4'0"	1.99 X 0.81m



KEY

- Hob
- OV Oven
- FF Fridge/freezer
- TD Tumble dryer space

- Dimensions start
- ST Storage cupboard
- WM Washing machine space
- DW Dish washer space



THE BEXTON FIRST FLOOR

5	Bedroom 1	11' x 10'	3.34 x 2.95m
6	En-suite 1	9' x 4'	2.68 x 1.10m
7	Bedroom 2	14' x 9'	4.14 x 2.80m
8	Bathroom	6' x 6'	1.71 x 1.84m



KEY

- ◀ Dimensions start
- HW Hot water storage
- LH Loft hatch

CONSUMER
CODE FOR
HOME BUILDERS

www.consumercode.co.uk

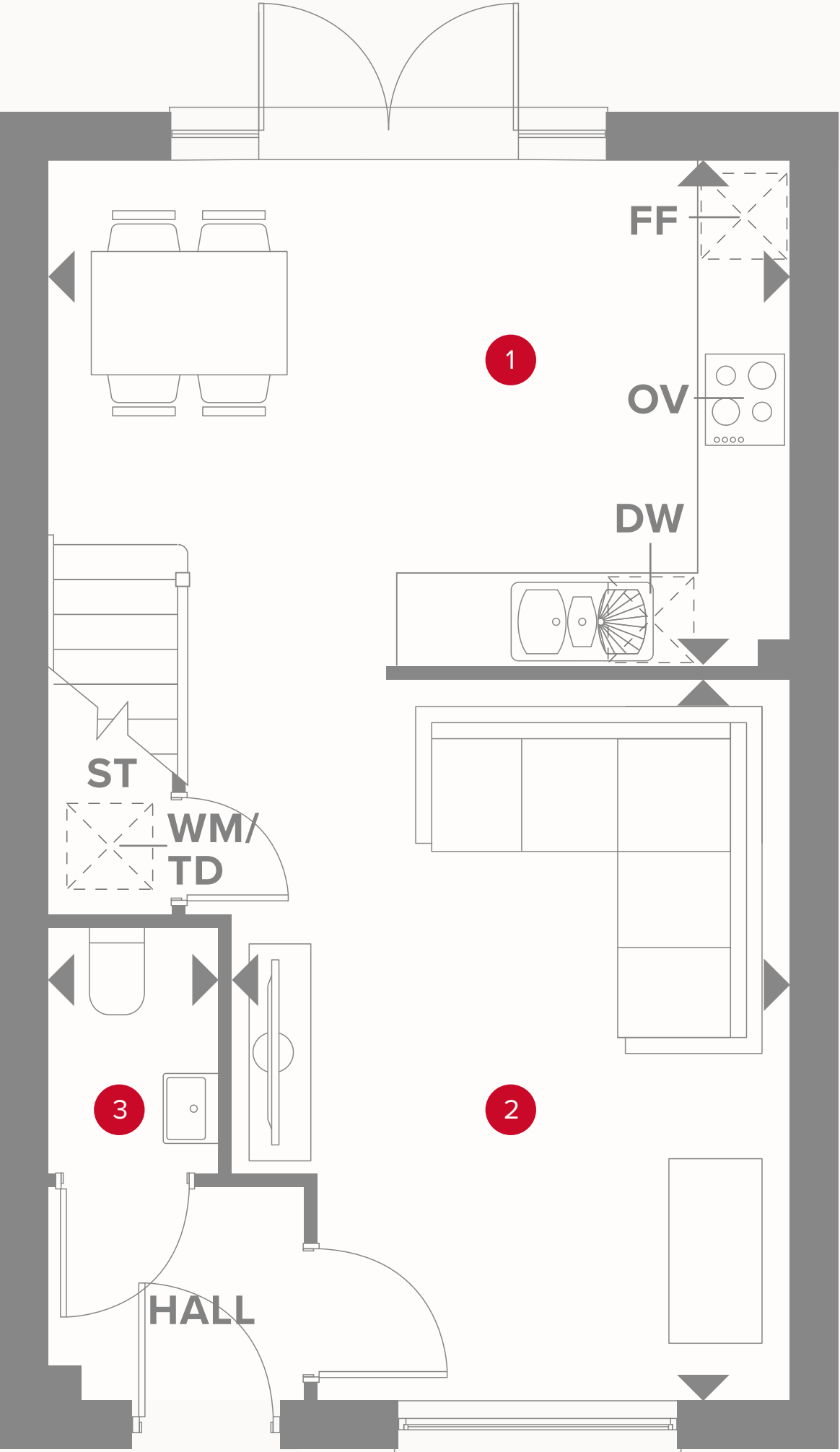
Customers should note this illustration is an example of the Bexton house type. All dimensions indicated are approximate and the furniture layout is for illustrative purposes only. Homes may be 'handed' (mirror image) versions of the illustrations, and may be detached, semi-detached or terraced. Materials used may differ from plot to plot including render and roof tile colours. Detailed plans and specifications are available for inspection for each plot at our Sales Centre during working hours and customers must check their individual specifications prior to making a reservation.



INSPIRED
- REDROW -

THE
BLACKHILL
THREE BEDROOM HOME





THE BLACKHILL GROUND FLOOR

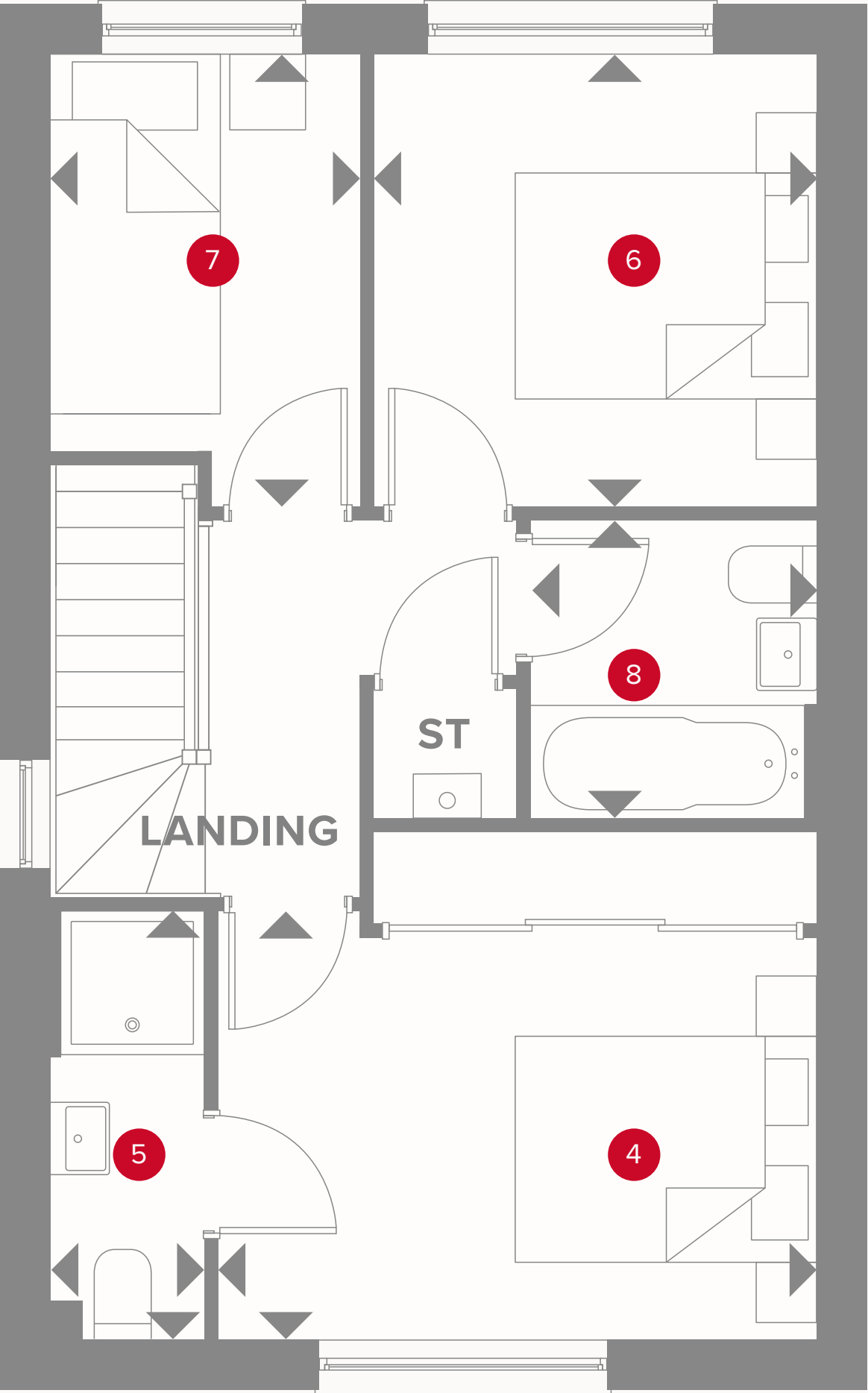
1	Kitchen/Dining	16'0" x 11'0"	4.81 x 3.27m
2	Lounge	15'0" x 12'0"	4.66 x 3.61m
3	Cloaks	5'0" x 4'0"	1.60 X 1.11m



KEY

- Hob
- OV** Oven
- FF** Fridge/freezer
- TD** Tumble dryer space

- Dimensions start
- ST** Storage cupboard
- WM** Washing machine space
- DW** Dish washer space



THE BLACKHILL FIRST FLOOR

4	Bedroom 1	12'0" x 10'0"	3.75 X 3.17m
5	En-suite 1	8'0" x 3'0"	2.68 X 0.97m
6	Bedroom 2	9'0" x 6'4"	2.80 X 1.96m
7	Bedroom 3	9'0" x 9'0"	2.80 X 2.77m
8	Bathroom	6'0" x 6'0"	1.87 X 1.78m



KEY

- ◀ Dimensions start
- HW Hot water storage
- LH Loft hatch

CONSUMER
CODE FOR
HOME BUILDERS

www.consumercode.co.uk

Customers should note this illustration is an example of the Blackhill house type. All dimensions indicated are approximate and the furniture layout is for illustrative purposes only. Homes may be 'handed' (mirror image) versions of the illustrations, and may be detached, semi-detached or terraced. Materials used may differ from plot to plot including render and roof tile colours. Detailed plans and specifications are available for inspection for each plot at our Sales Centre during working hours and customers must check their individual specifications prior to making a reservation.



INSPIRED

- REDROW -

THE LOSTOCK

FOUR BEDROOM HOME



THE LOSTOCK GROUND FLOOR

1	Lounge	11'9" x 16'9"	3.63 x 5.15m
2	Kitchen	10'2" x 13'9"	3.12 x 4.23m
3	Dining	9'5" x 11'8"	2.91 x 3.6m
4	Snug	9'7" x 9'4"	2.96 x 2.88m
5	Utility	5'3" x 9'4"	1.61 x 2.88m
6	Cloaks	6'1" x 3'6"	1.86 x 1.10m
7	Garage	19'1" x 16'5"	5.81 x 5.03m



KEY

- Hob
- OV** Oven
- FF** Fridge/freezer
- TD** Tumble dryer space

- Dimensions start
- ST** Storage cupboard
- WM** Washing machine space
- DW** Dish washer space



THE LOSTOCK FIRST FLOOR

8	Bedroom 1	11'9" x 15'6"	3.63 x 4.74m
9	En-suite 1	6'1" x 7'7"	1.86 x 2.35m
10	Bedroom 2	9'3" x 14'9"	2.82 x 4.54m
11	En-suite 2	6'4" x 6'8"	1.95 x 2.08m
12	Bedroom 3	8'10" x 11'8"	2.74 x 3.60m
13	Bedroom 4	9'8" x 11'6"	3.00 x 3.53m
14	Bathroom	5'6" x 8'5"	1.71 x 2.60m



- KEY**
- ◀ Dimensions start
 - HW** Hot water storage
 - LH** Loft hatch

**CONSUMER
CODE FOR
HOME BUILDERS**

www.consumercode.co.uk

Customers should note this illustration is an example of the Lostock house type. All dimensions indicated are approximate and the furniture layout is for illustrative purposes only. Homes may be 'handed' (mirror image) versions of the illustrations, and may be detached, semi-detached or terraced. Materials used may differ from plot to plot including render and roof tile colours. Detailed plans and specifications are available for inspection for each plot at our Sales Centre during working hours and customers must check their individual specifications prior to making a reservation.



INSPIRED

- REDROW -

THE MORETON

FOUR BEDROOM HOME





THE MORETON GROUND FLOOR

1 Kitchen	27'7" x 12'3"	8.44 x 3.76m
2 Dining	11'6" x 13'0"	3.54 x 3.97m
3 Family	13'0" x 12'3"	3.97 x 3.76m
4 Lounge	17.9 x 13'	5.45 x 3.97m
5 Formal Dining	12'3" x 8'5"	3.76 x 2.59m
6 Utility	12'1" x 5'9"	3.70 x 1.82m
7 Cloaks	6'5" x 3'2"	1.97 x 0.99m

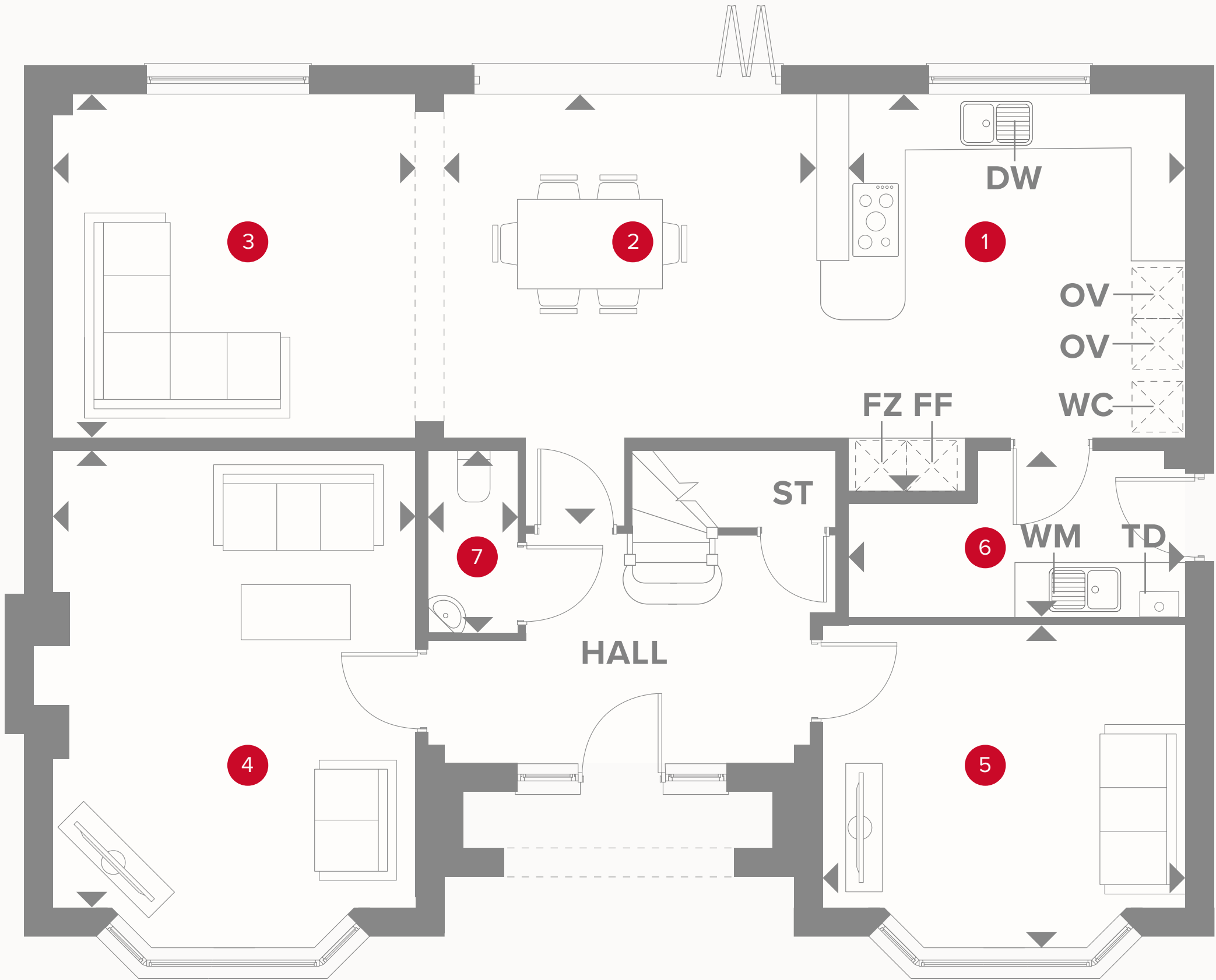


KEY

 Hob
OV Oven
FR Fridge
FZ Freezer

 Dimensions start
TD Tumble dryer space
ST Storage cupboard
WM Washing machine space

DW Dish washer space
WC Wine Cooler



THE MORETON FIRST FLOOR

8	Bedroom 1	14'7" x 12'5"	4.48 x 3.82m
9	Wardrobe	7'9" x 7'0"	2.43 x 2.14m
10	En-suite 1	8'2" x 7'5"	2.50 x 2.29m
11	Bedroom 2	10'3" x 13'0"	3.15 x 3.97m
12	En-suite 2	8'9" x 3'9"	2.70 x 1.19m
13	Bedroom 3	15'7" x 8'6"	4.79 x 2.61m
14	Bedroom 4	12'6" x 10'9"	3.83 x 3.32m
15	Study	12'3" x 8'5"	3.76 x 2.59m
16	Bathroom	8'9" x 7'1"	2.70 x 2.15m



KEY

- ◀ Dimensions start
- HW Hot water storage
- LH Loft hatch

CONSUMER
CODE FOR
HOME BUILDERS

www.consumercode.co.uk

Customers should note this illustration is an example of the Moreton house type. All dimensions indicated are approximate and the furniture layout is for illustrative purposes only. Homes may be 'handed' (mirror image) versions of the illustrations, and may be detached, semi-detached or terraced. Materials used may differ from plot to plot including render and roof tile colours. Detailed plans and specifications are available for inspection for each plot at our Sales Centre during working hours and customers must check their individual specifications prior to making a reservation.



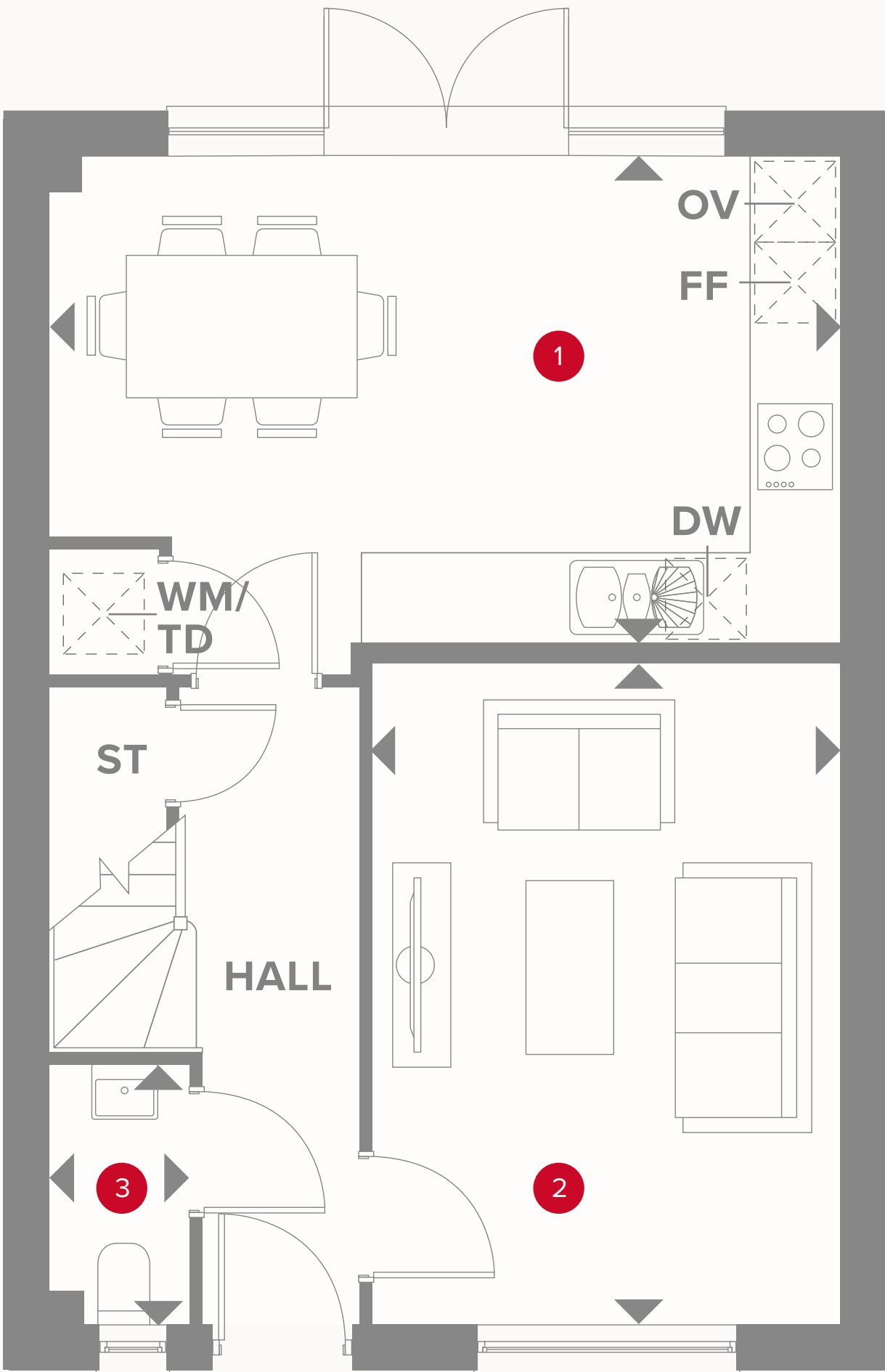
INSPIRED

- REDROW -

THE PLUMLEY

THREE BEDROOM HOME





THE PLUMLEY GROUND FLOOR

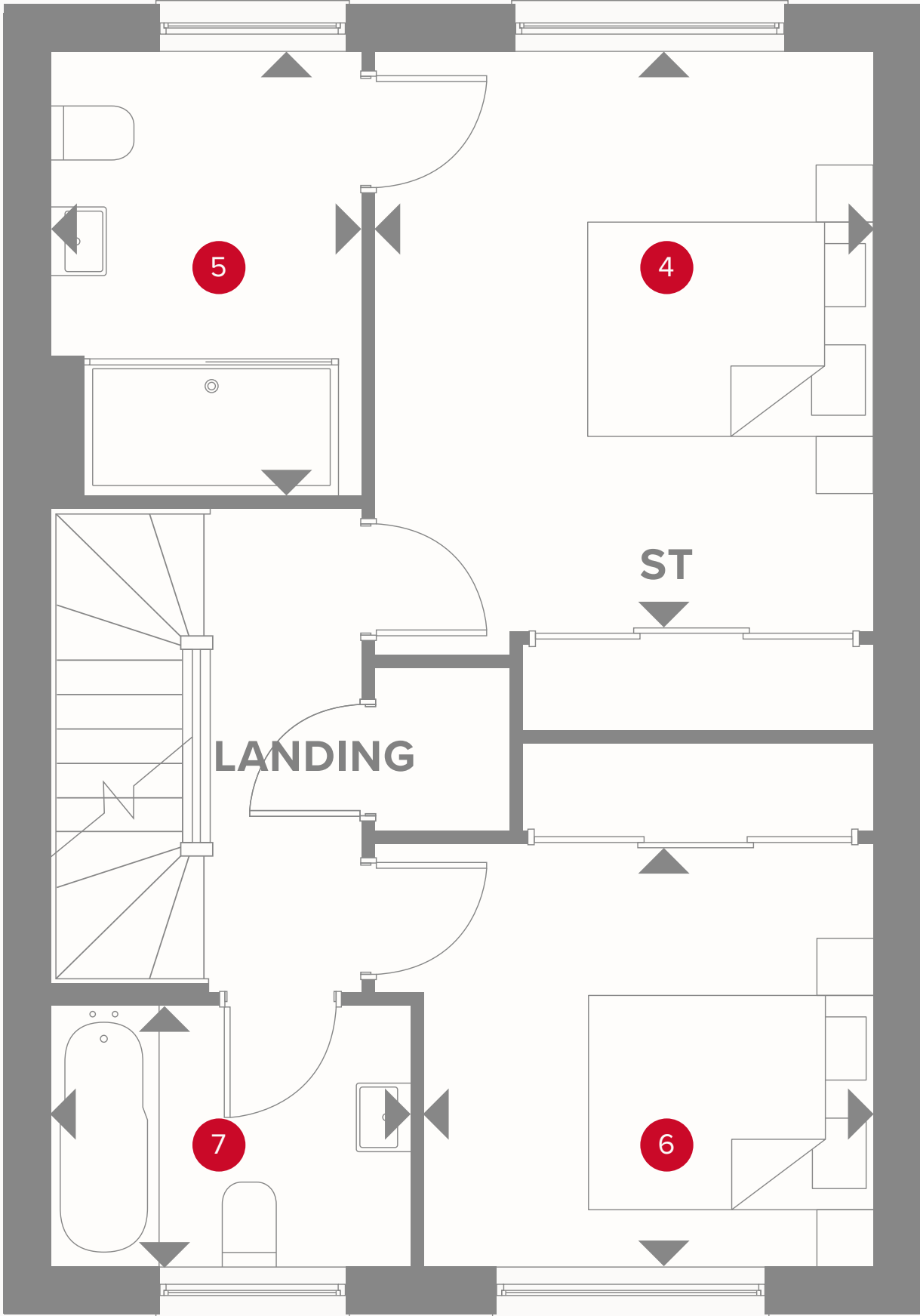
1	Kitchen/Dining	18'0" x 11'0"	5.43 x 3.32m
2	Lounge	15'0" x 11'0"	4.55 x 3.23m
3	Cloaks	6'0" x 3'0"	1.79 x 0.98m



KEY

- Hob
- OV** Oven
- FF** Fridge/freezer
- TD** Tumble dryer space

- Dimensions start
- ST** Storage cupboard
- WM** Washing machine space
- DW** Dish washer space



THE PLUMLEY FIRST FLOOR

4	Bedroom 1	15'0" x 11'0"	4.48 x 3.29m
5	En-suite 1	10'0" x 7'0"	2.94 x 2.05m
6	Bedroom 3	11'0" x 10'0"	3.45 X 2.97m
7	Bathroom	7'9" x 5'7"	2.41 X 1.74m



KEY

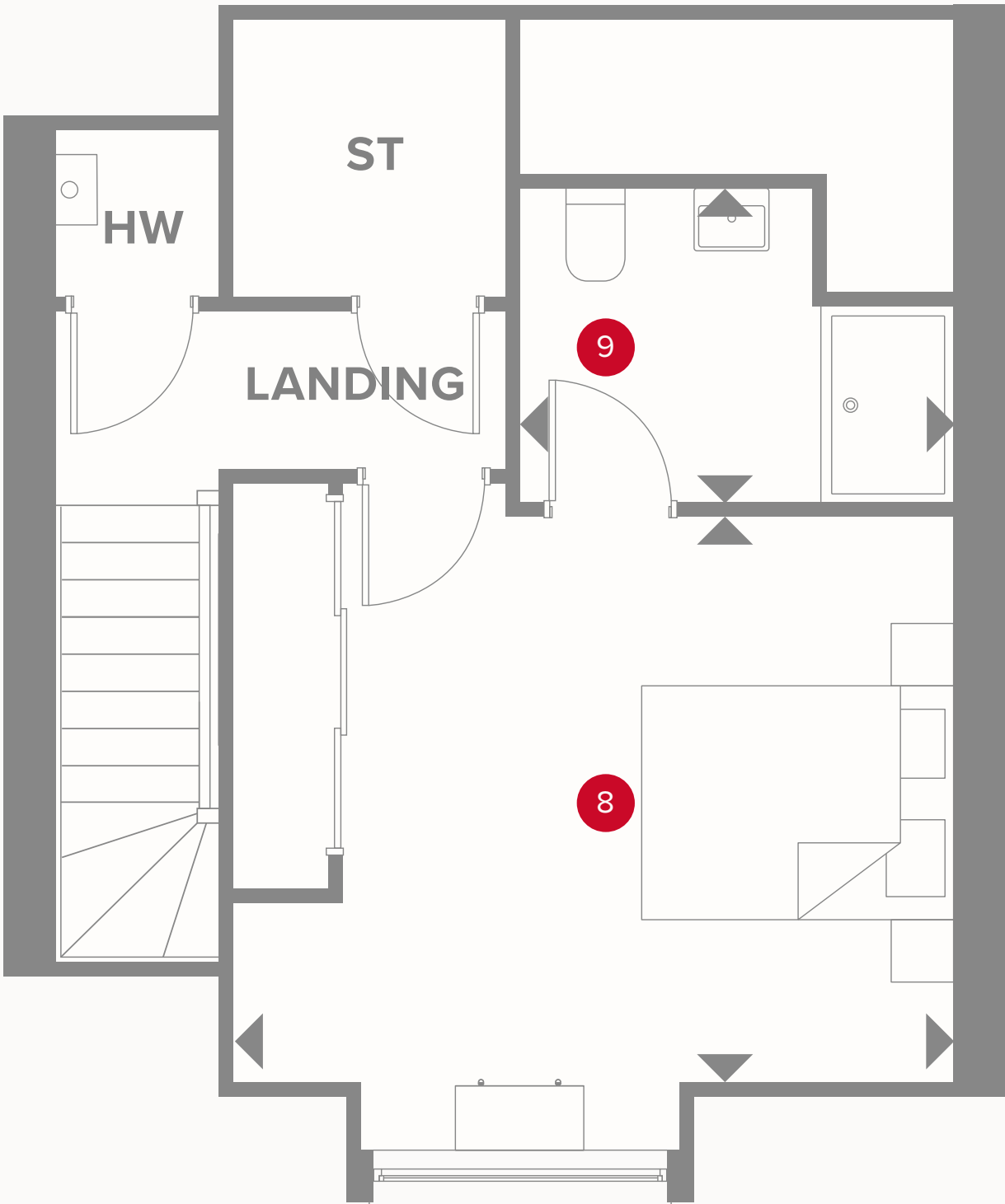
- ◀ Dimensions start
- HW Hot water storage
- LH Loft hatch

CONSUMER
CODE FOR
HOME BUILDERS

www.consumercode.co.uk

Customers should note this illustration is an example of the Plumley house type. All dimensions indicated are approximate and the furniture layout is for illustrative purposes only. Homes may be 'handed' (mirror image) versions of the illustrations, and may be detached, semi-detached or terraced. Materials used may differ from plot to plot including render and roof tile colours. Detailed plans and specifications are available for inspection for each plot at our Sales Centre during working hours and customers must check their individual specifications prior to making a reservation.

THE PLUMLEY SECOND FLOOR



8 Bedroom 2

14'0" x 13'0"

3.86 X 4.34m

9 En-suite 2

9'0" x 6'0"

2.6 x 1.91m



KEY

- ◀ Dimensions start
- HW Hot water storage
- LH Loft hatch

CONSUMER
CODE FOR
HOME BUILDERS

www.consumercode.co.uk

Customers should note this illustration is an example of the Plumley house type. All dimensions indicated are approximate and the furniture layout is for illustrative purposes only. Homes may be 'handed' (mirror image) versions of the illustrations, and may be detached, semi-detached or terraced. Materials used may differ from plot to plot including render and roof tile colours. Detailed plans and specifications are available for inspection for each plot at our Sales Centre during working hours and customers must check their individual specifications prior to making a reservation.

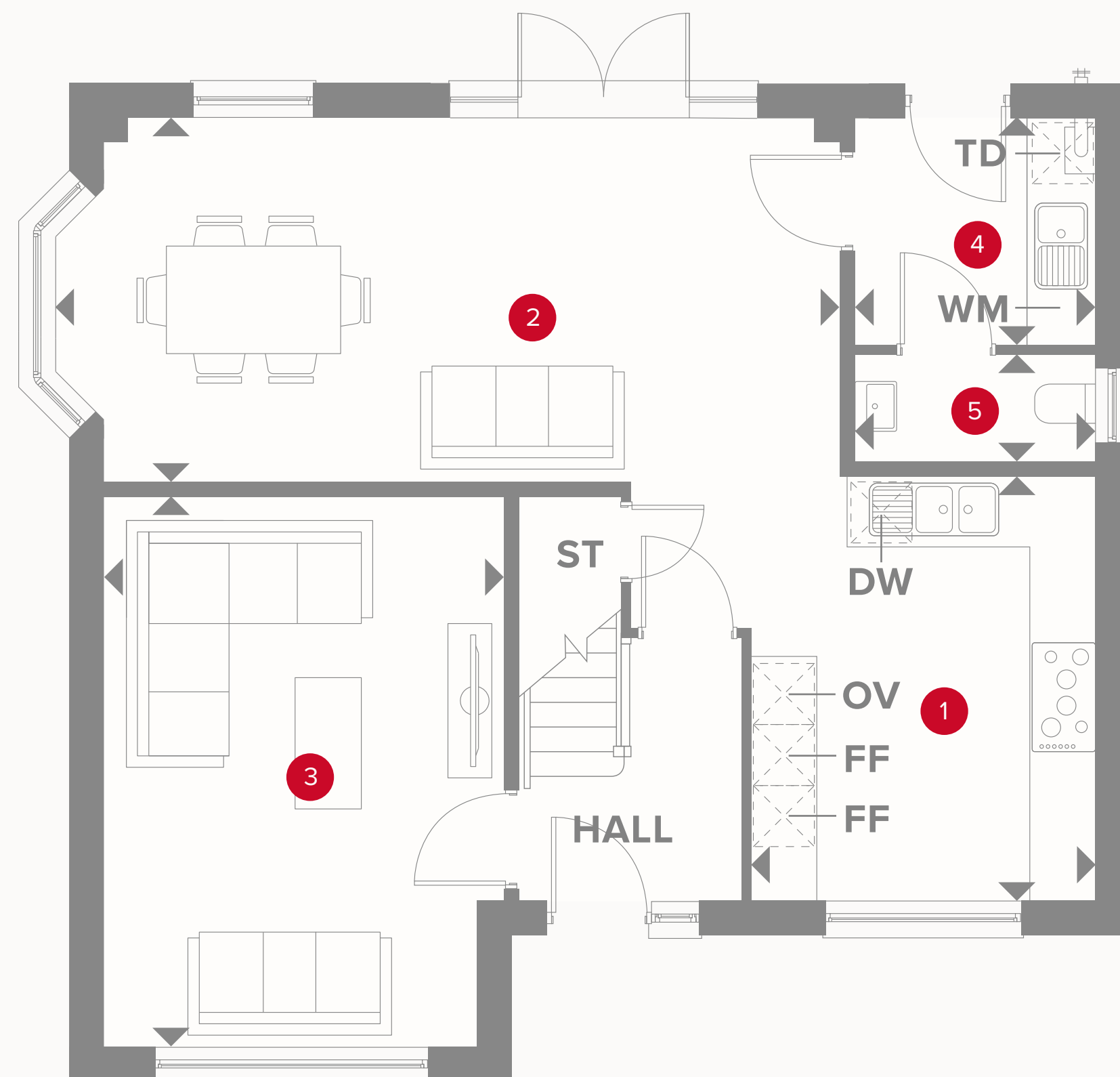


INSPIRED
- REDROW -

THE ROSTHERNE

FIVE BEDROOM HOME





THE ROSTHERNE GROUND FLOOR

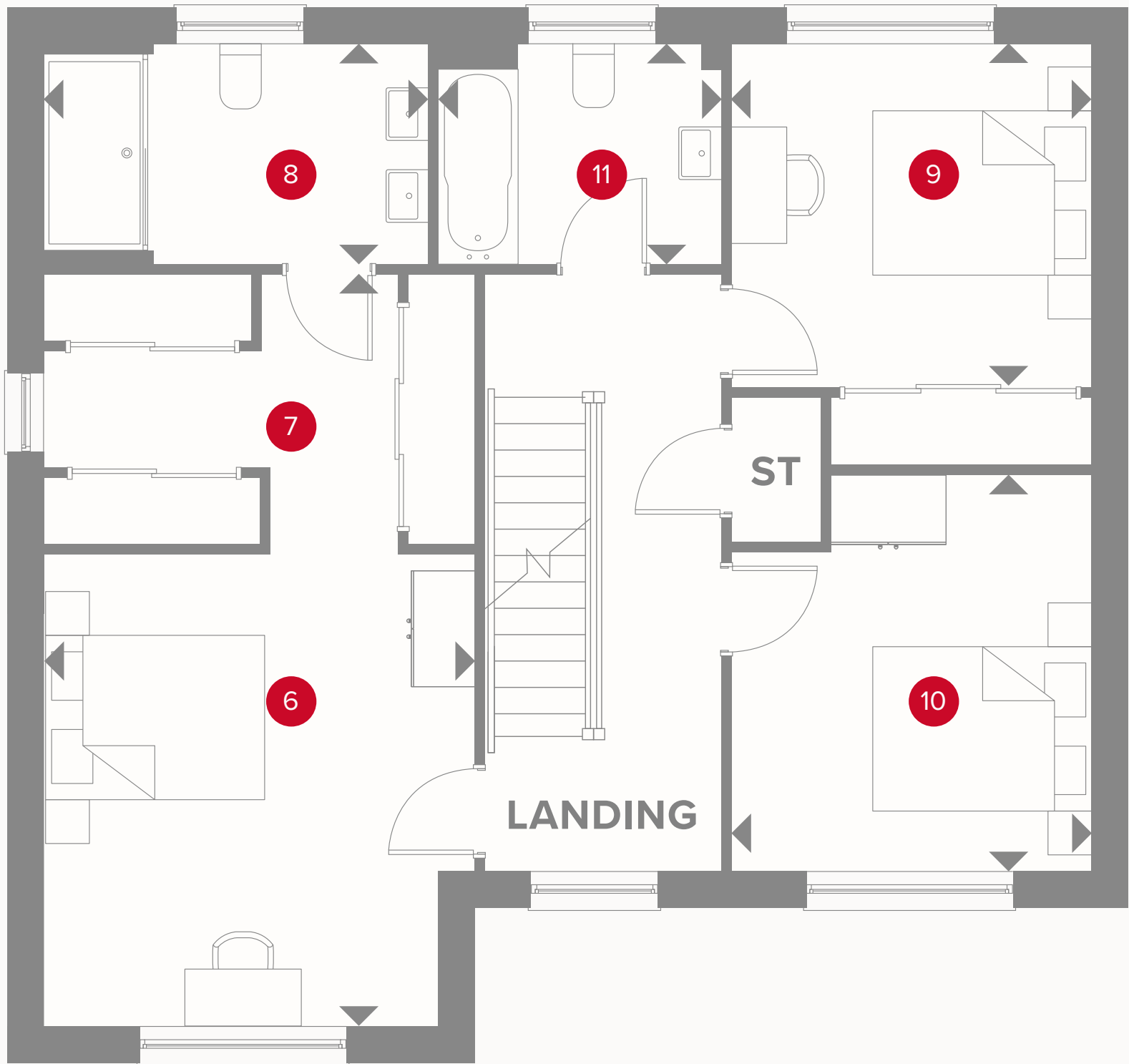
1 Kitchen	10'3" x 12'6"	3.14 x 3.85m
2 Dining/Family	23'4" x 10'8"	7.14 x 3.29m
3 Lounge	12'0" x 16'5"	3.66 x 5.03m
4 Utility	7'2" x 6'7"	2.19 x 2.05m
5 Cloaks	7'2" x 3'2"	2.19 x 0.98m



KEY

- Hob
- OV** Oven
- FF** Fridge/freezer
- TD** Tumble dryer space

- Dimensions start
- ST** Storage cupboard
- WM** Washing machine space
- DW** Dish washer space



THE ROSTHERNE FIRST FLOOR

6	Bedroom 1	12'2" x 13'4"	3.72 x 4.07m
7	En-suite 1	18'9" X 18'1"	5.75 X 5.52m
8	Wardrobe	12'2" x 7'6"	3.72 x 2.33m
9	Bedroom 2	11'9" x 9'9"	3.62 x 3.01m
10	Bedroom 3	10'2" x 11'2"	3.10 x 3.41m
11	Bathroom	8'0" x 6'2"	2.43 x 1.83m



KEY

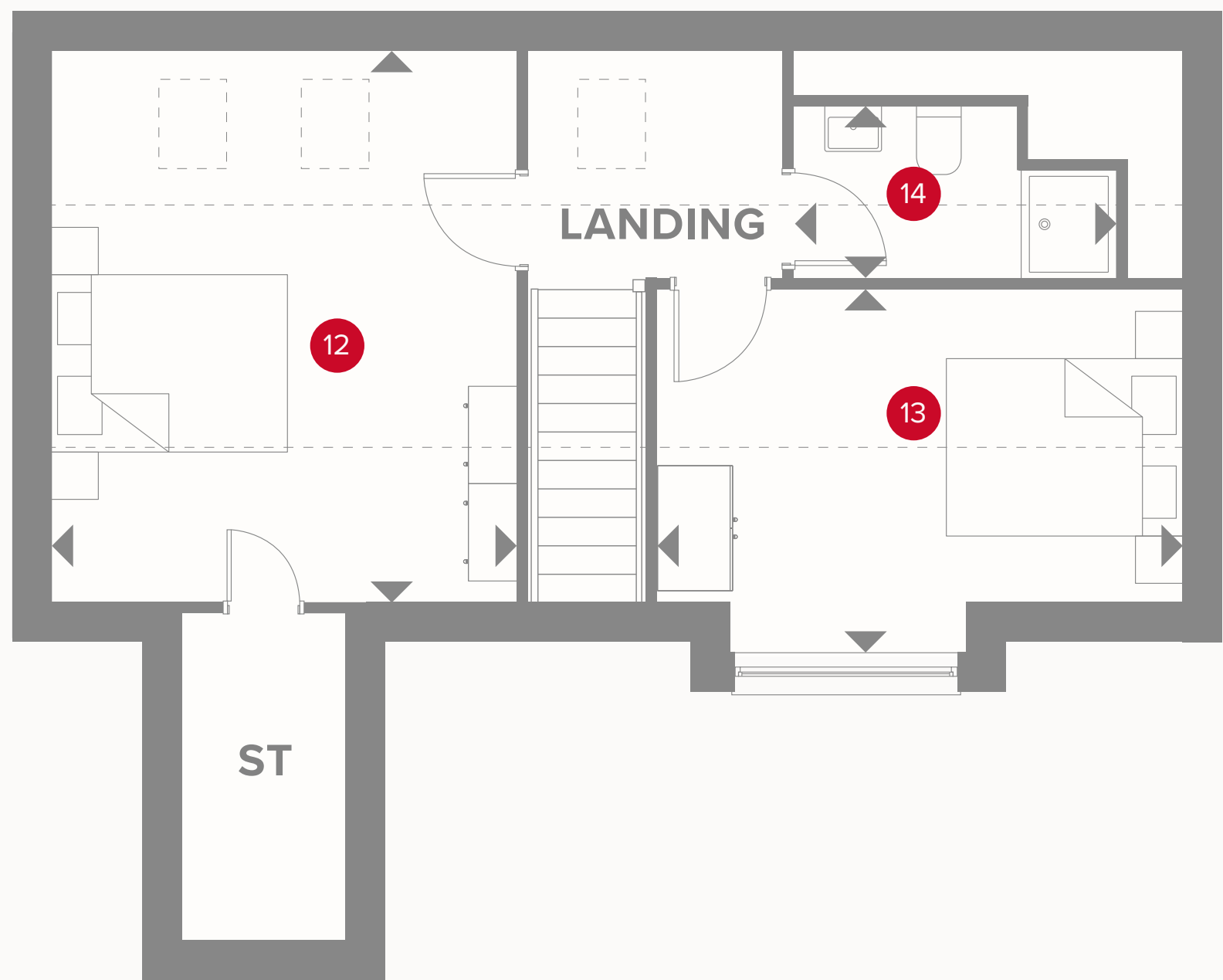
- ◀ Dimensions start
- HW Hot water storage
- LH Loft hatch

CONSUMER
CODE FOR
HOME BUILDERS

www.consumercode.co.uk

Customers should note this illustration is an example of the Rostherne house type. All dimensions indicated are approximate and the furniture layout is for illustrative purposes only. Homes may be 'handed' (mirror image) versions of the illustrations, and may be detached, semi-detached or terraced. Materials used may differ from plot to plot including render and roof tile colours. Detailed plans and specifications are available for inspection for each plot at our Sales Centre during working hours and customers must check their individual specifications prior to making a reservation.

THE ROSTHERNE SECOND FLOOR



12	Bedroom 4	14'5" x 12'3"	4.43 x 3.75m
13	Bedroom 5	13'8" x 8'2"	4.22 x 2.52m
14	Shower room	8'0" x 6'2"	2.45 x 1.90m



KEY

- ◀ Dimensions start
- HW Hot water storage
- LH Loft hatch

**CONSUMER
CODE FOR
HOME BUILDERS**

www.consumercode.co.uk

Customers should note this illustration is an example of the Rostherne house type. All dimensions indicated are approximate and the furniture layout is for illustrative purposes only. Homes may be 'handed' (mirror image) versions of the illustrations, and may be detached, semi-detached or terraced. Materials used may differ from plot to plot including render and roof tile colours. Detailed plans and specifications are available for inspection for each plot at our Sales Centre during working hours and customers must check their individual specifications prior to making a reservation.



INSPIRED

- REDROW -

THE TABLEY

FIVE BEDROOM HOME





THE TABLEY GROUND FLOOR

1 Lounge	19'3" x 14'9"	5.89 x 4.53m
2 Kitchen/Dining	22'8" x 13'1"	6.95 x 4.00m
3 Dining	16'2" x 11'8"	4.94 x 3.60m
4 Family	12'6" x 11'8"	3.85 x 3.60m
5 Study	10'6" x 9'8"	3.24 x 2.98m
6 Cloaks	7'2" x 4'7"	2.19 x 1.44m
7 Utility	10'7" x 6'2"	3.25 x 1.90m

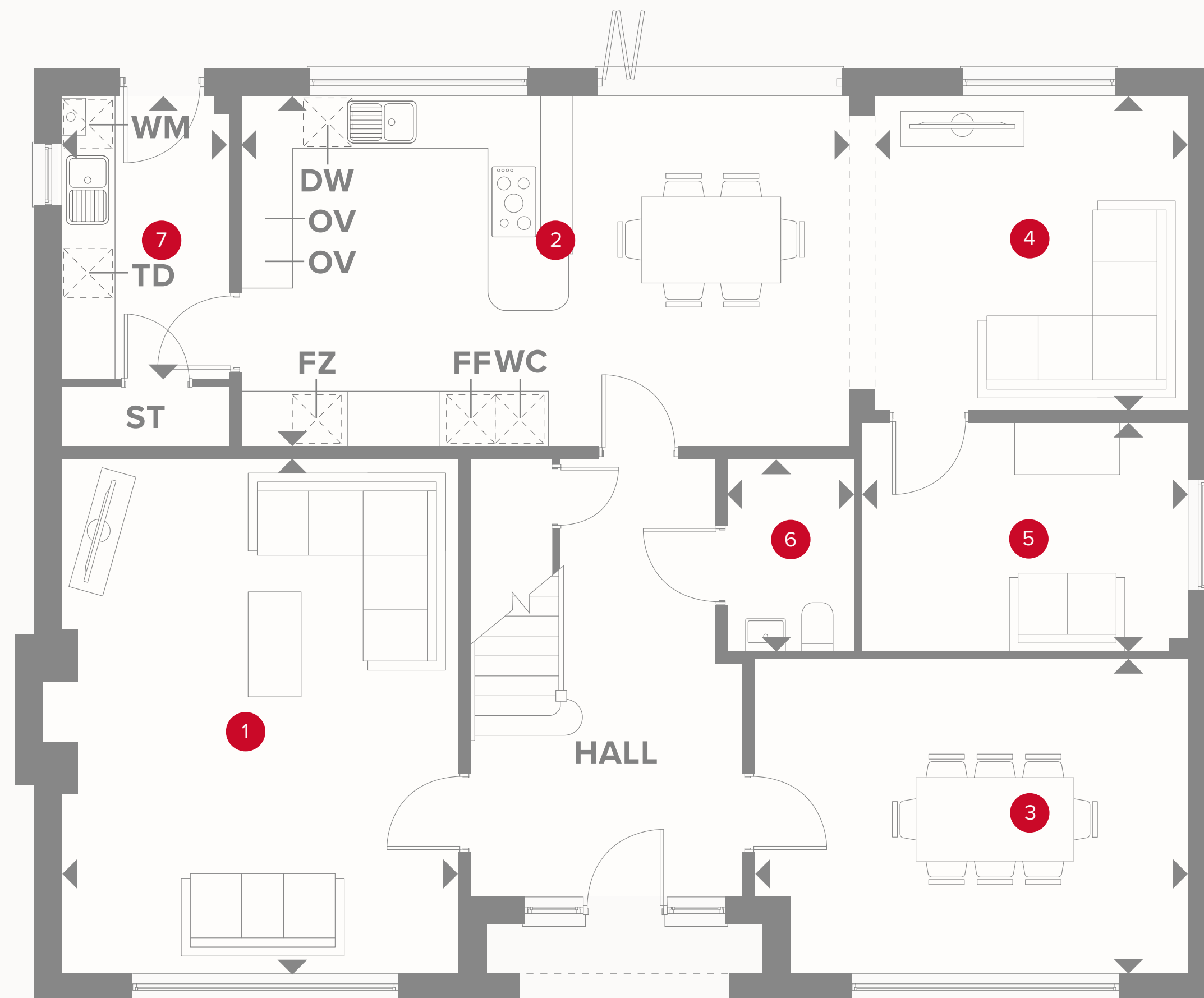


KEY

 Hob
OV Oven
FR Fridge
FZ Freezer

 Dimensions start
TD Tumble dryer space
ST Storage cupboard
WM Washing machine space

DW Dish washer space
WC Wine Cooler



THE TABLEY FIRST FLOOR

8	Bedroom 1	14'8" x 14'6"	4.51 x 4.44m
9	Wardrobe	11'4" x 7'8"	3.47 x 2.38m
10	En-suite 1	10'1" x 10'9"	3.07x 3.33m
11	Bedroom 2	13'6" x 11'6"	4.15 x 3.55m
12	En-suite 2	8.9 x 4.1"	2.70 x 1.25m
13	Bedroom 3	13'1" x 10'2"	3.99 x 3.10m
14	Bedroom 4	13'4" x 11'8"	4.07 x 3.60m
15	Bedroom 5	11'1" x 9'8"	3.40 x 3.00m
16	Bathroom	9'8" x 7'5"	2.98 x 2.29m



KEY

- ◀ Dimensions start
- HW Hot water storage
- LH Loft hatch

CONSUMER
CODE FOR
HOME BUILDERS

www.consumercode.co.uk

Customers should note this illustration is an example of the Tabley house type. All dimensions indicated are approximate and the furniture layout is for illustrative purposes only. Homes may be 'handed' (mirror image) versions of the illustrations, and may be detached, semi-detached or terraced. Materials used may differ from plot to plot including render and roof tile colours. Detailed plans and specifications are available for inspection for each plot at our Sales Centre during working hours and customers must check their individual specifications prior to making a reservation.



INSPIRED

- REDROW -

THE CHELFORD

THREE BEDROOM HOME





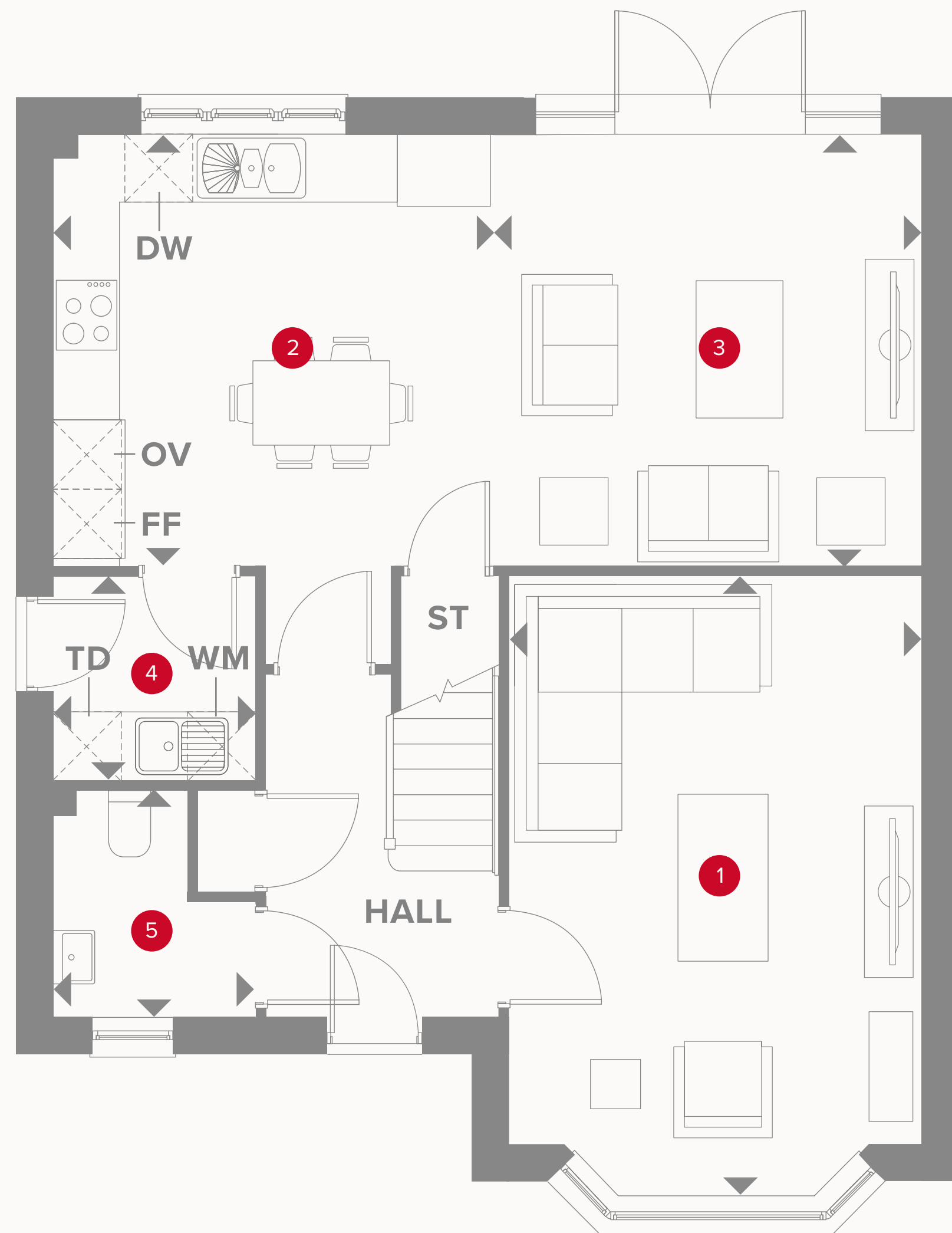
INSPIRED

- REDROW -

THE CHELFORD

THREE BEDROOM HOME





THE CHELFORD GROUND FLOOR

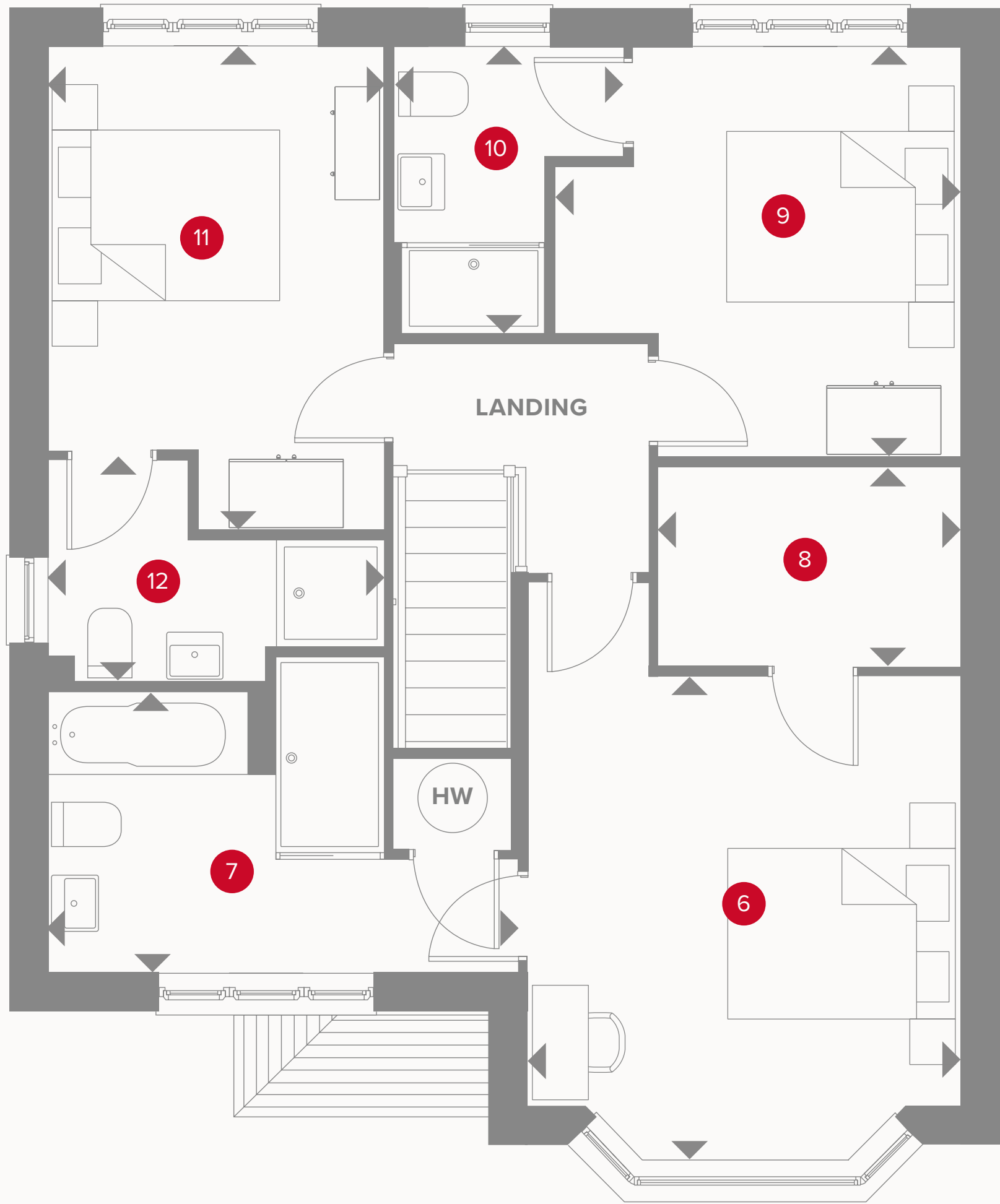
1	Lounge	17'7" x 11'9"	5.41 x 3.63 m
2	Kitchen/Dining	12'8" x 12'5"	3.89 x 3.82 m
3	Family	12'5" x 12'5"	3.82 x 3.81 m
4	Utility	5'9" x 5'9"	1.81 x 1.80 m
5	Cloaks	6'5" x 5'9"	1.99 x 1.80 m



KEY

- Hob
- OV** Oven
- FF** Fridge/freezer
- TD** Tumble dryer space

- Dimensions start
- ST** Storage cupboard
- WM** Washing machine space
- DW** Dish washer space



THE CHELFORD FIRST FLOOR

6	Bedroom 1	13'4" x 11'9"	4.09 x 3.63 m
7	En-suite 1	12'10" x 7'8"	3.96 x 2.38 m
8	Wardrobe	8'3" x 5'4"	2.54 x 1.65 m
9	Bedroom 2	11'3" x 9'0"	3.44 x 2.75 m
10	En-suite 2	7'9" x 6'3"	2.41 x 1.93 m
11	Bedroom 3	13'3" x 9'3"	4.06 x 2.83 m
12	En-suite 3	9'3" x 6'0"	2.83 x 1.84 m



KEY

- ◀ Dimensions start
- HW Hot water storage

CONSUMER
CODE FOR
HOME BUILDERS

www.consumercode.co.uk

Customers should note this illustration is an example of the Alderley house type. All dimensions indicated are approximate and the furniture layout is for illustrative purposes only. Homes may be 'handed' (mirror image) versions of the illustrations, and may be detached, semi-detached or terraced. Materials used may differ from plot to plot including render and roof tile colours. Detailed plans and specifications are available for inspection for each plot at our Sales Centre during working hours and customers must check their individual specifications prior to making a reservation.



INSPIRED

- REDROW -

THE HEYROSE

THREE BEDROOM HOME





INSPIRED

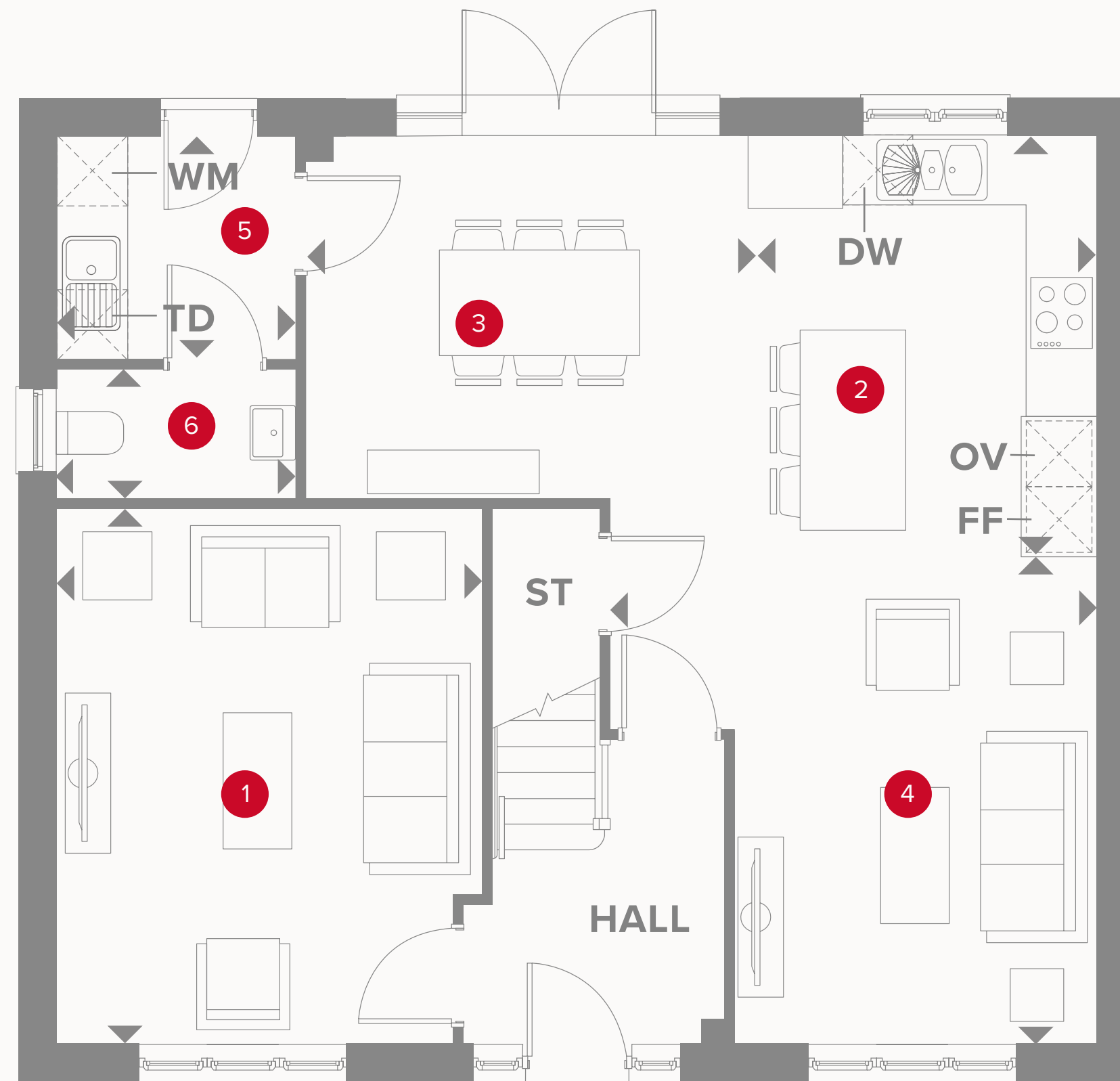
- REDROW -

THE HEYROSE

THREE BEDROOM HOME



THE HEYROSE GROUND FLOOR



1	Lounge	15'2" x 11'2"	4.63 x 3.40 m
2	Kitchen	12'0" x 10'4"	3.66 x 3.16 m
3	Dining	12'1" x 10'2"	3.70 x 3.13 m
4	Family	13'9" x 10'3"	4.24 x 3.15 m
5	Utility	6'7" x 6'4"	2.04 x 1.95 m
6	Cloaks	6'7" x 3'6"	2.04 x 1.09 m

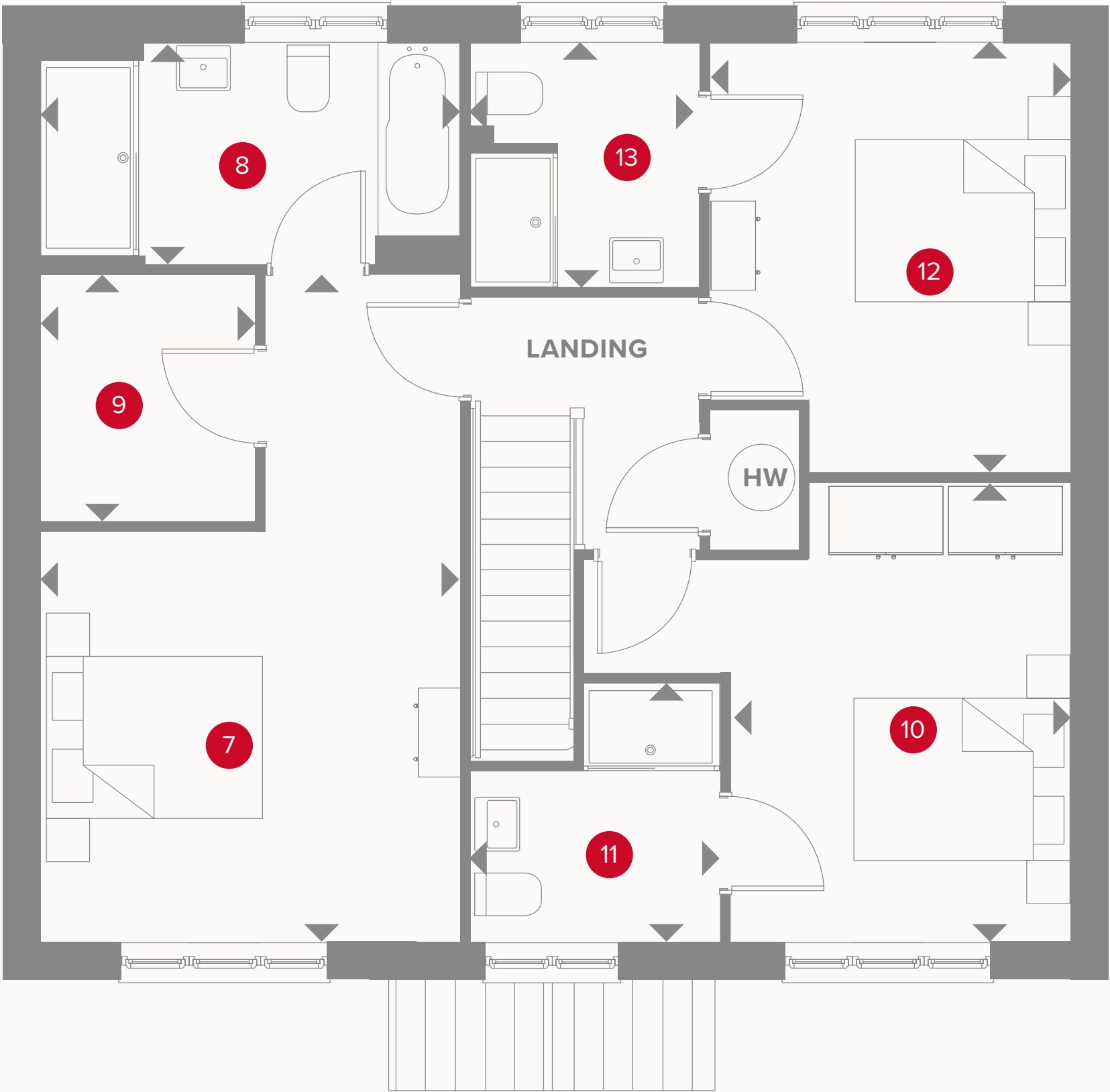


KEY

- Hob
- OV** Oven
- FF** Fridge/freezer
- TD** Tumble dryer space

- Dimensions start
- ST** Storage cupboard
- WM** Washing machine space
- DW** Dish washer space

THE HEYROSE FIRST FLOOR



7	Bedroom 1	19'2" x 12'10"	5.86 x 3.69 m
8	En-suite 1	12'10" x 6'4"	3.69 x 1.95 m
9	Wardrobe	7'11" x 6'3"	2.17 x 1.91 m
10	Bedroom 2	13'2" x 9'7"	4.02 x 2.95 m
11	En-suite 2	7'4" x 7'2"	2.27 x 2.18 m
12	Bedroom 3	12'5" x 10'3"	3.80 x 3.14 m
13	En-suite 3	7'1" x 6'6"	2.17 x 2.00 m



KEY

- ◀ Dimensions start
- HW Hot water storage

CONSUMER
CODE FOR
HOME BUILDERS
www.consumercode.co.uk

Customers should note this illustration is an example of the Alderley house type. All dimensions indicated are approximate and the furniture layout is for illustrative purposes only. Homes may be 'handed' (mirror image) versions of the illustrations, and may be detached, semi-detached or terraced. Materials used may differ from plot to plot including render and roof tile colours. Detailed plans and specifications are available for inspection for each plot at our Sales Centre during working hours and customers must check their individual specifications prior to making a reservation.



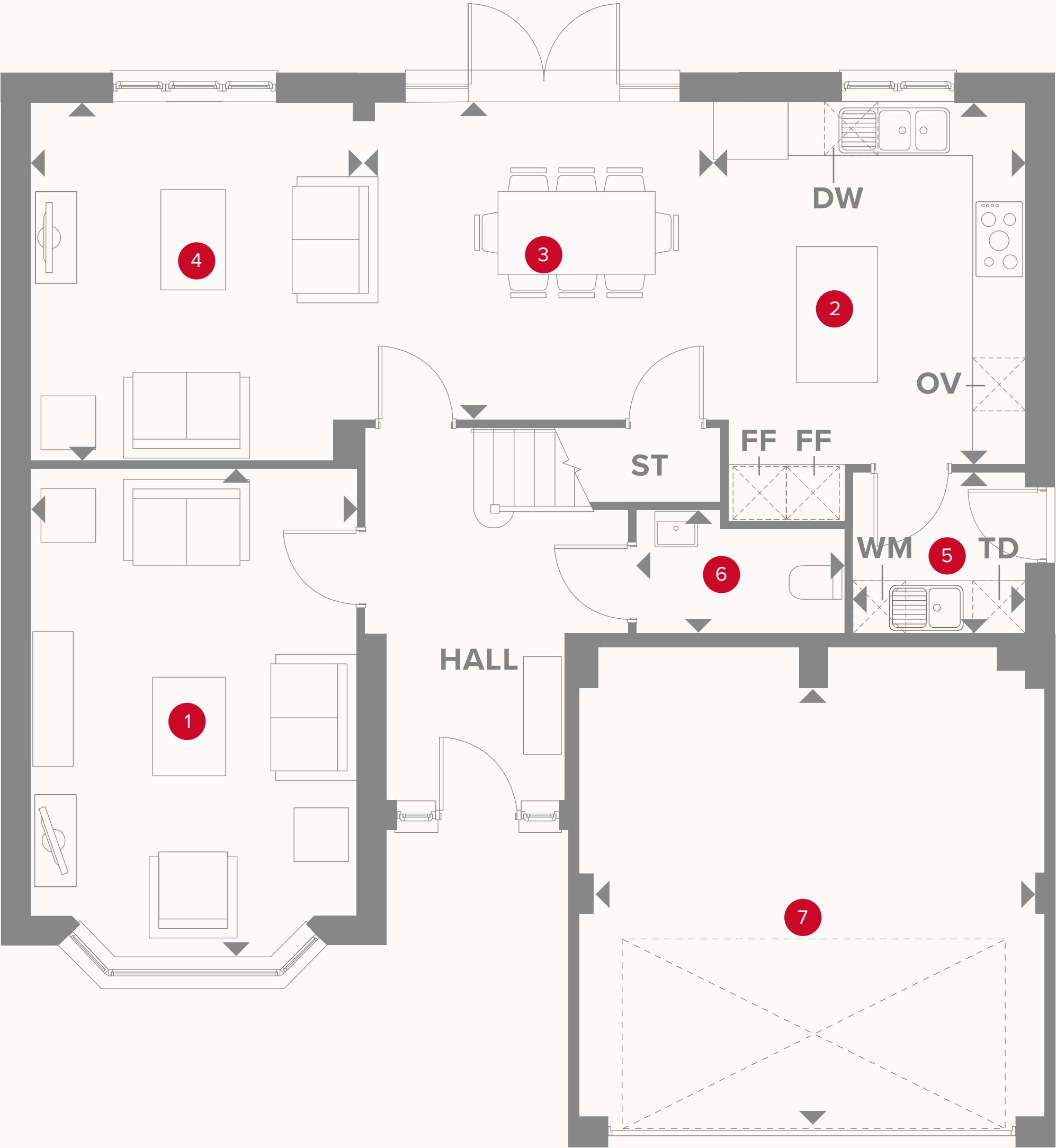
INSPIRED

- REDROW -

THE MARTHALL

FOUR BEDROOM HOME





THE MARTHALL GROUND FLOOR

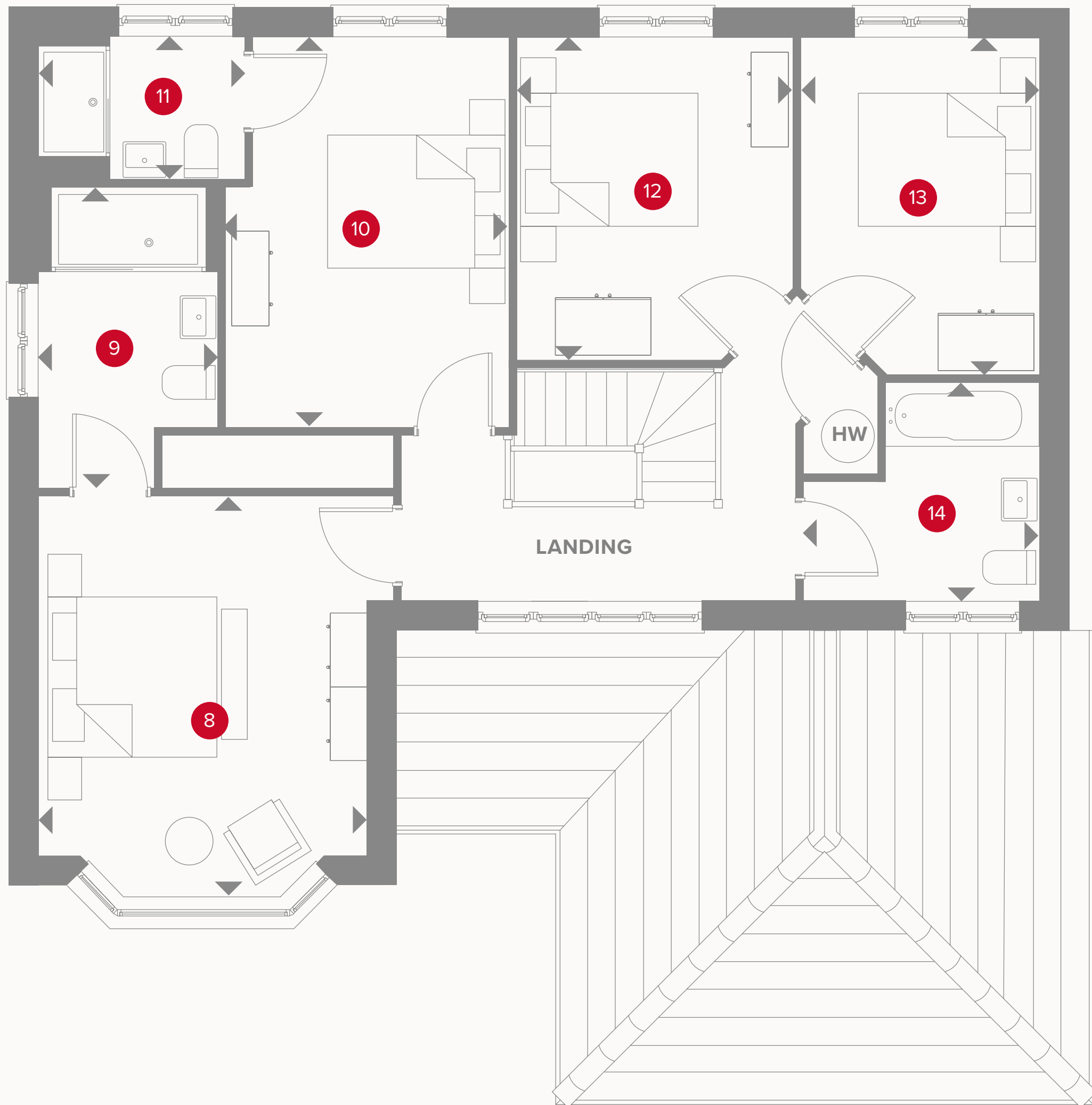
1	Lounge	18'0" x 12'0"	5.37 x 3.63 m
2	Kitchen	13'2" x 11'4"	4.03 x 3.47 m
3	Dining	12'7" x 11'5"	3.88 x 3.49 m
4	Family	13'1" x 12'2"	3.98 x 3.70 m
5	Utility	6'2" x 5'9"	1.9 x 1.79 m
6	Cloaks	7'5" x 4'5"	2.28 x 1.38 m
7	Garage	16'10" x 14'2"	4.92 x 4.91 m



KEY

- Hob
- OV** Oven
- FF** Fridge/freezer
- TD** Tumble dryer space

- Dimensions start
- ST** Storage cupboard
- WM** Washing machine space
- DW** Dish washer space



THE MARTHALL FIRST FLOOR

8	Bedroom 1	14'6" x 11'9"	4.44 x 3.63 m
9	En-suite 1	10'8" x 6'5"	3.29 x 1.98 m
10	Bedroom 2	11'9" x 10'2"	3.63 x 3.11 m
11	En-suite 2	7'4" x 5'1"	2.27 x 1.55 m
12	Bedroom 3	11'6" x 9'9"	3.55 x 3.02 m
13	Bedroom 4	12'2" x 8'6"	3.71 x 2.63 m
14	Bathroom	8'4" x 7'9"	2.57 x 2.41 m



KEY

- ◀ Dimensions start
- HW Hot water storage

**CONSUMER
CODE FOR
HOME BUILDERS**
www.consumercode.co.uk

Customers should note this illustration is an example of the Alderley house type. All dimensions indicated are approximate and the furniture layout is for illustrative purposes only. Homes may be 'handed' (mirror image) versions of the illustrations, and may be detached, semi-detached or terraced. Materials used may differ from plot to plot including render and roof tile colours. Detailed plans and specifications are available for inspection for each plot at our Sales Centre during working hours and customers must check their individual specifications prior to making a reservation.



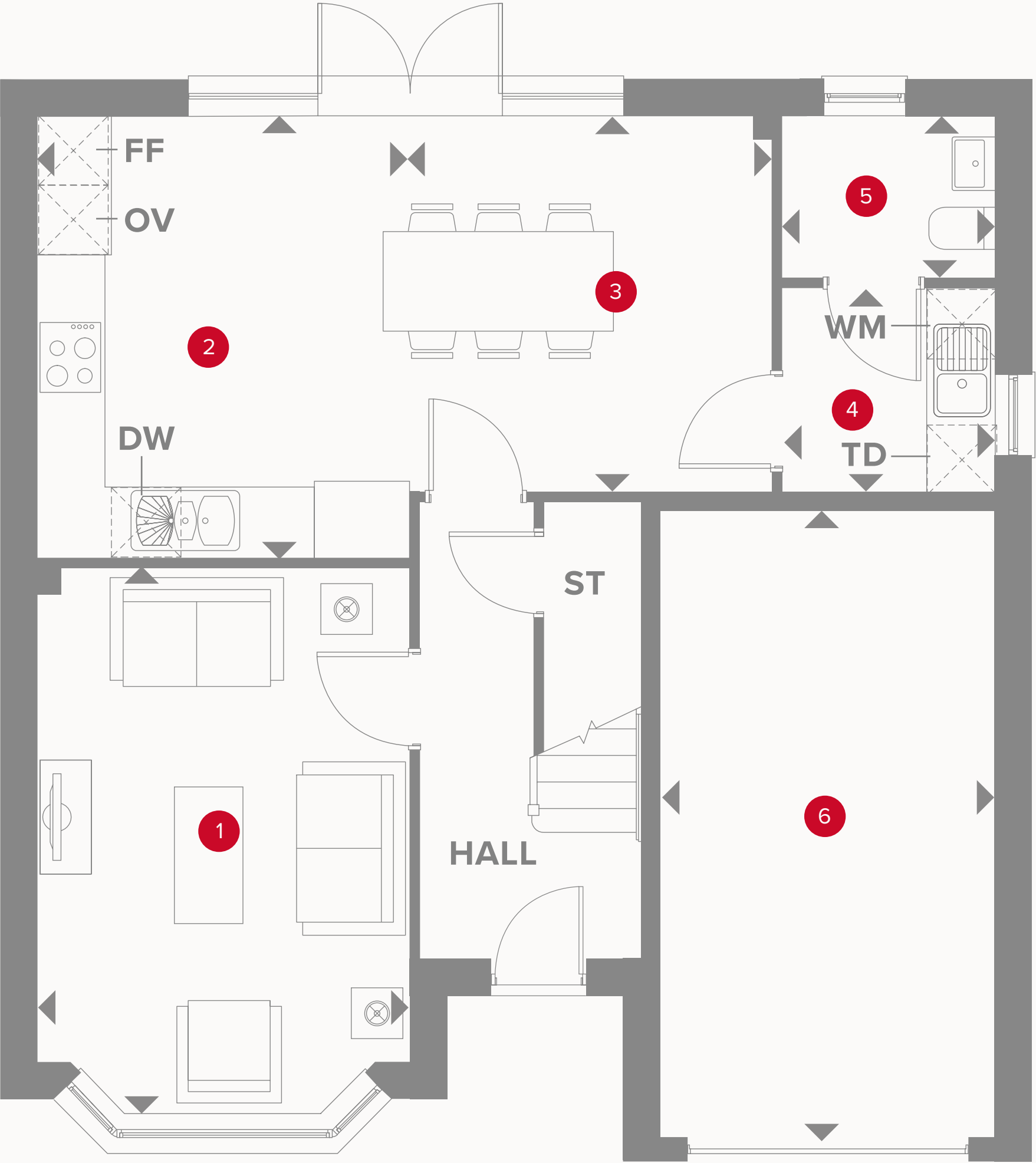
INSPIRED

- REDROW -

THE MERE

THREE BEDROOM HOME





THE MERE GROUND FLOOR

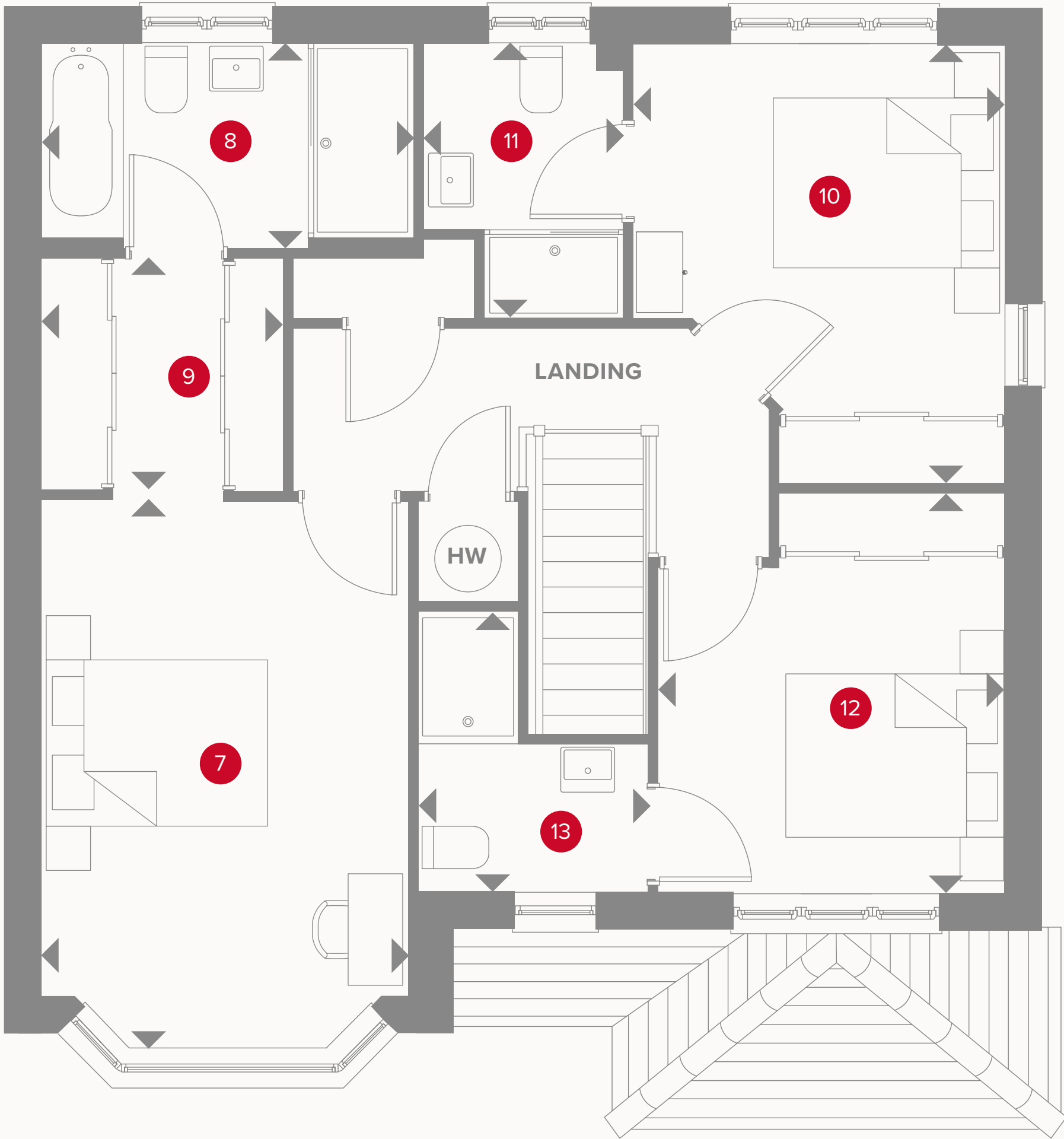
1	Lounge	15'7" x 10'8"	4.78 x 3.29 m
2	Kitchen	12'7" x 10'8"	3.88 x 3.29 m
3	Dining	10'9" x 10'5"	3.32 x 3.20 m
4	Utility	6'2" x 5'9"	1.89 x 1.80 m
5	Cloaks	6'1" x 4'6"	1.87 x 1.41 m
6	Garage	18'7" x 9'8"	5.70 x 2.99 m



KEY

- Hob
- OV** Oven
- FF** Fridge/freezer
- TD** Tumble dryer space

- Dimensions start
- ST** Storage cupboard
- WM** Washing machine space
- DW** Dish washer space



THE MERE FIRST FLOOR

7	Bedroom 1	15'7" x 10'6"	4.79 x 3.23 m
8	En-suite 1	10'7" x 5'9"	3.25 x 1.79 m
9	Dressing	7'0" x 6'7"	2.14 x 2.03 m
10	Bedroom 2	12'6" x 10'7"	3.84 x 3.27 m
11	En-suite 2	7'8" x 5'6"	2.39 x 1.72 m
12	Bedroom 3	11'5" x 10'0"	3.52 x 3.05 m
13	En-suite 3	8'2" x 6'6"	2.51 x 2.02 m



KEY

- ◀ Dimensions start
- HW Hot water storage

CONSUMER
CODE FOR
HOME BUILDERS

www.consumercode.co.uk

Customers should note this illustration is an example of the Alderley house type. All dimensions indicated are approximate and the furniture layout is for illustrative purposes only. Homes may be 'handed' (mirror image) versions of the illustrations, and may be detached, semi-detached or terraced. Materials used may differ from plot to plot including render and roof tile colours. Detailed plans and specifications are available for inspection for each plot at our Sales Centre during working hours and customers must check their individual specifications prior to making a reservation.



INSPIRED

- REDROW -

THE PEOVER

THREE BEDROOM HOME





INSPIRED

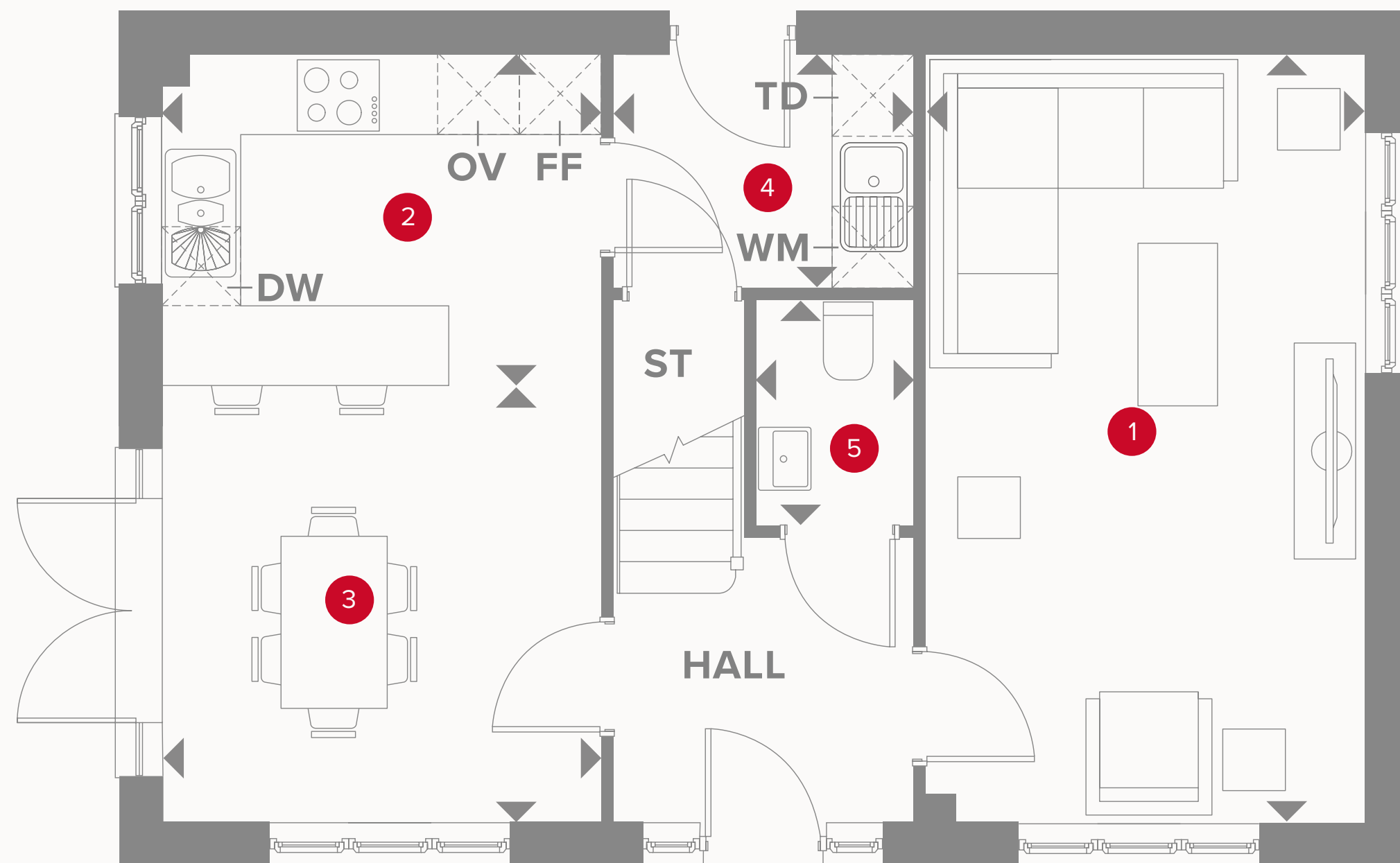
- REDROW -

THE PEOVER

THREE BEDROOM HOME



THE PEOVER GROUND FLOOR



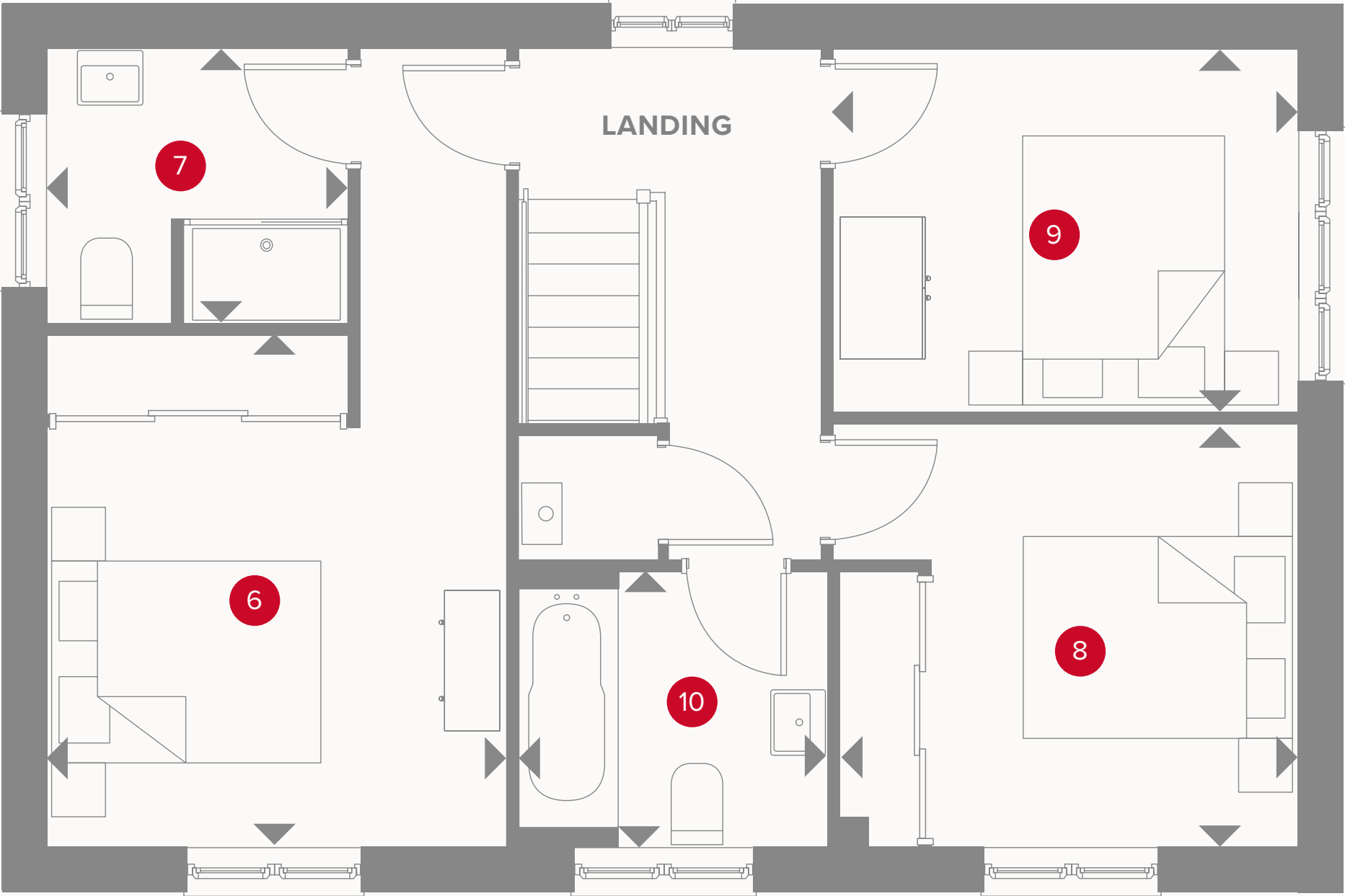
1	Lounge	18'9" x 10'7"	5.77 x 3.27 m
2	Kitchen	10'8" x 9'8"	3.28 x 2.77 m
3	Dining	10'8" x 9'8"	3.28 x 3.00 m
4	Utility	7'2" x 5'7"	2.18 x 1.75 m
5	Cloaks	5'6" x 3'7"	1.70 x 1.14 m



KEY

- Hob
- OV** Oven
- FF** Fridge/freezer
- TD** Tumble dryer space

- Dimensions start
- ST** Storage cupboard
- WM** Washing machine space
- DW** Dish washer space



THE PEOVER FIRST FLOOR

6	Bedroom 1	12'1" x 10'9"	3.68 x 3.31 m
7	En-suite	7'2" x 6'5"	2.18 x 1.99 m
8	Bedroom 2	10'8" x 10'0"	3.30 x 3.05 m
9	Bedroom 3	11'0" x 8'6"	3.35 x 2.62 m
10	Bathroom	7'3" x 6'6"	2.22 x 2.00 m



KEY

◀ Dimensions start

CONSUMER
CODE FOR
HOME BUILDERS

www.consumercode.co.uk

Customers should note this illustration is an example of the Alderley house type. All dimensions indicated are approximate and the furniture layout is for illustrative purposes only. Homes may be 'handed' (mirror image) versions of the illustrations, and may be detached, semi-detached or terraced. Materials used may differ from plot to plot including render and roof tile colours. Detailed plans and specifications are available for inspection for each plot at our Sales Centre during working hours and customers must check their individual specifications prior to making a reservation.



INSPIRED

- REDROW -

THE ALDERLEY

FOUR BEDROOM HOME





THE ALDERLEY GROUND FLOOR

1	Lounge	17'2" x 13'0"	5.24 x 3.96 m
2	Kitchen	15'9" x 13'9"	4.86 x 4.24 m
3	Dining	11'3" x 11'0"	3.45 x 3.34 m
4	Family	13'7" x 11'3"	4.19 x 3.45 m
5	Utility	11'3" x 5'3"	3.45 x 1.61 m
6	Cloaks	5'5" x 3'8"	1.67 x 1.12 m
7	Garage	17'0" x 16'4"	5.20 x 4.99 m

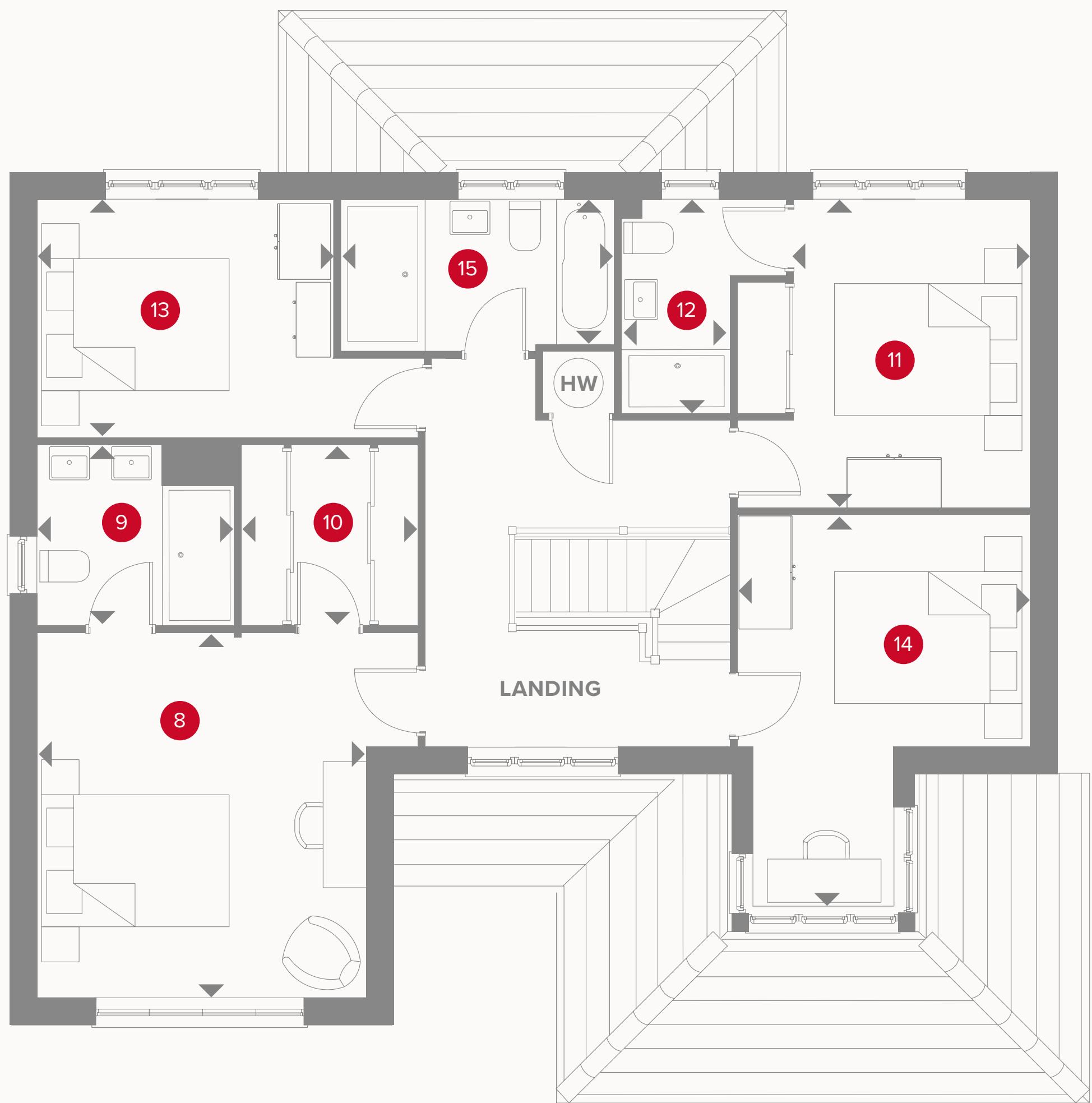


KEY

-  Hob
- OV** Oven
- FF** Fridge/freezer
- TD** Tumble dryer space

-  Dimensions start
- ST** Storage cupboard
- WM** Washing machine space
- DW** Dish washer space





THE ALDERLEY FIRST FLOOR

8	Bedroom 1	14'3" x 13'0"	4.36 x 3.96 m
9	En-suite 1	7'8" x 7'1"	2.39 x 2.17 m
10	Wardrobe	6'8" x 7'1"	2.07 x 2.17 m
11	Bedroom 2	12'0" x 11'5"	3.67 x 3.52 m
12	En-suite 2	8'4" x 4'2"	2.57x 1.27 m
13	Bedroom 3	9'3" x 8'4"	2.57 x 2.84 m
14	Bedroom 4	15'5" x 11'5"	4.72 x 3.52 m
15	Bathroom	10'8" x 5'7"	3.28 x 1.75 m





INSPIRED

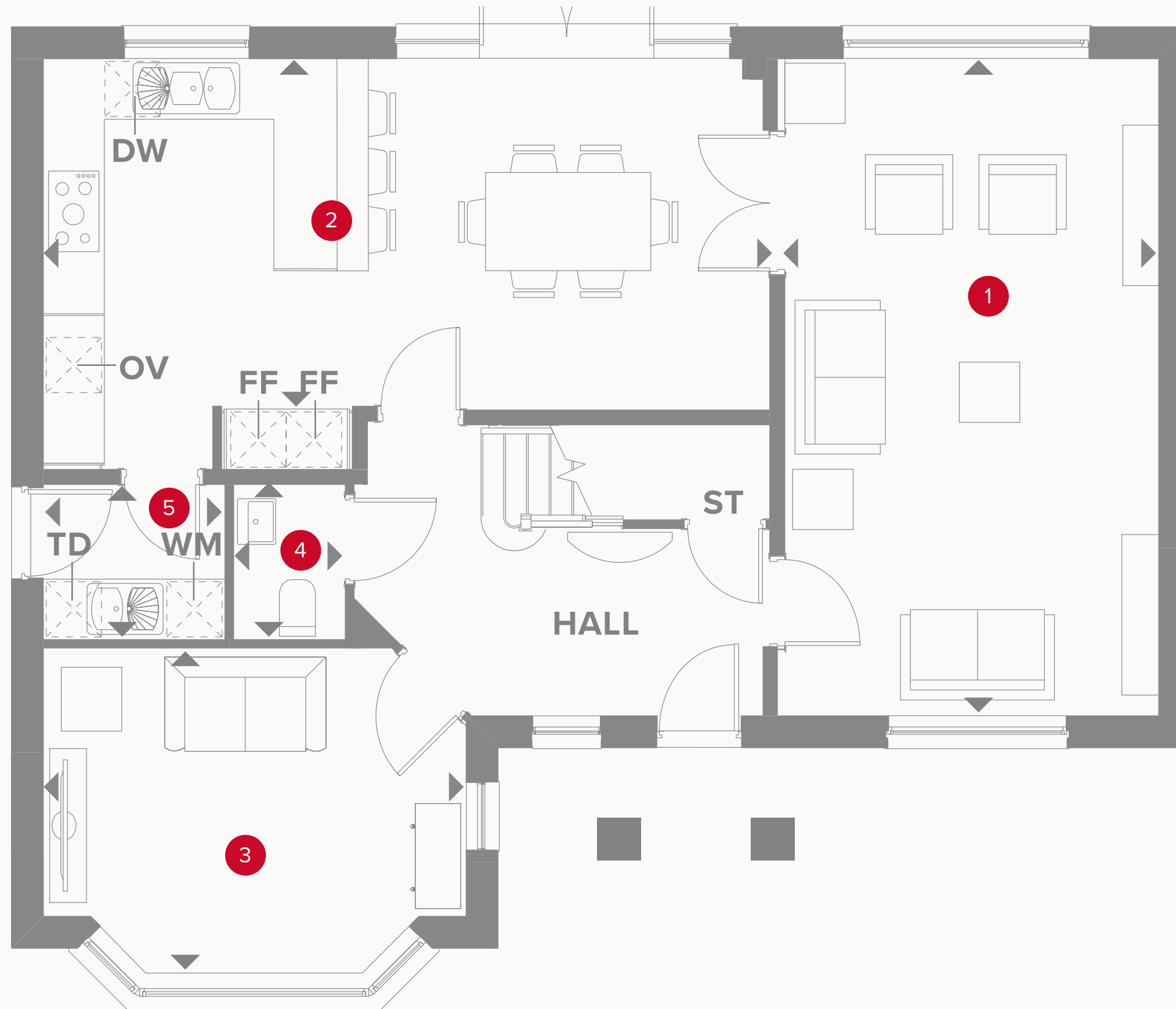
- REDROW -

THE BUDWORTH

FOUR BEDROOM HOME



THE BUDWORTH GROUND FLOOR



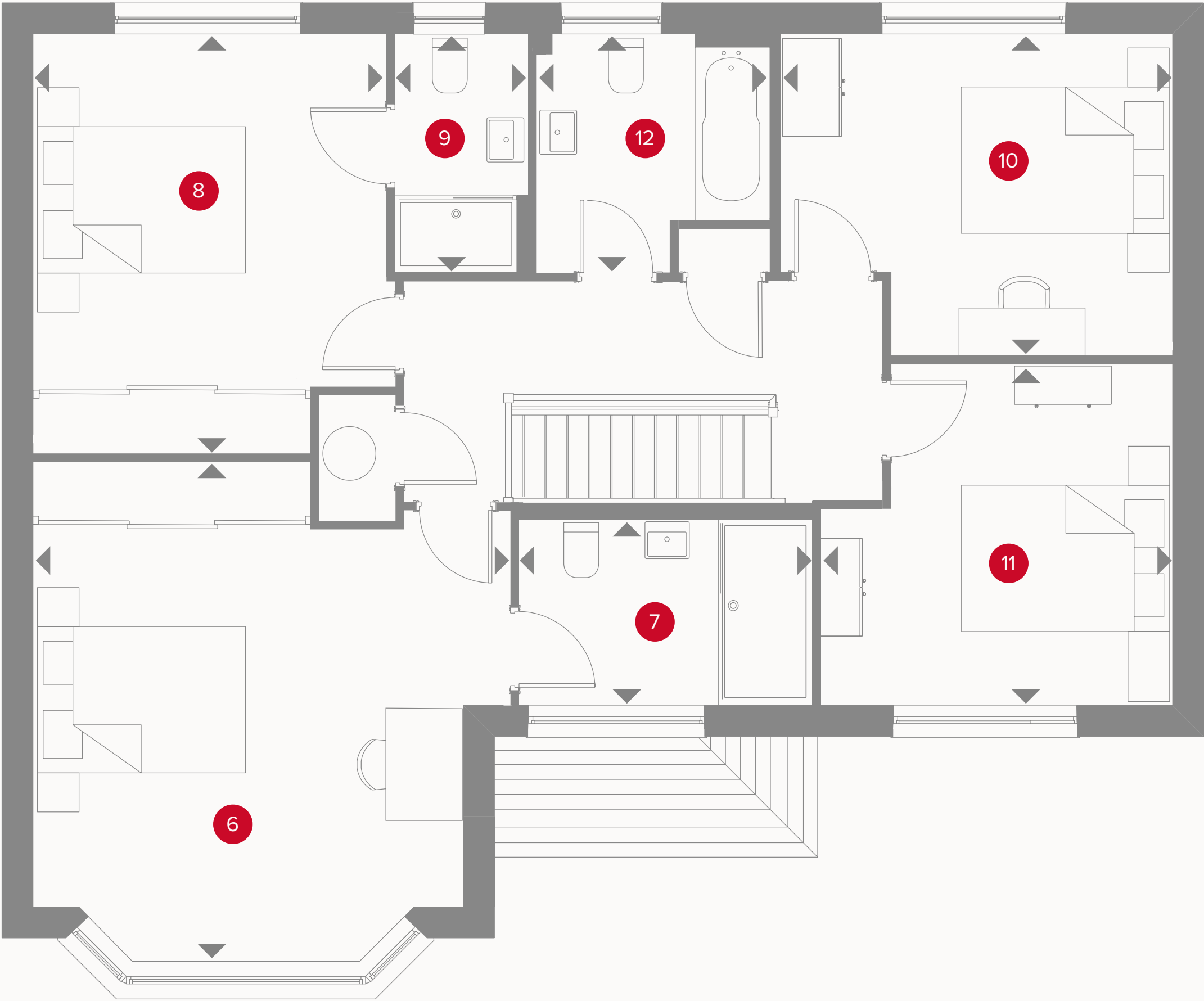
1	Lounge	21'5" x 12'5"	6.55 x 3.81 m
2	Kitchen/Dining	23'6" x 11'5"	7.20 x 3.49 m
3	Family	13'7" x 10'3"	4.19 x 3.14 m
4	Cloaks	5'0" x 3'6"	1.54 x 1.10 m
5	Utility	5'9" x 5'0"	1.80 x 1.54 m



KEY

- Hob
- OV** Oven
- FF** Fridge/freezer
- TD** Tumble dryer space

- Dimensions start
- ST** Storage cupboard
- WM** Washing machine space
- DW** Dish washer space



THE BUDWORTH FIRST FLOOR

6	Bedroom 1	15'8" x 15'3"	4.83 x 4.67 m
7	En-suite 1	9'4" x 5'9"	2.87 x 1.8 m
8	Bedroom 2	13'5" x 11'3"	4.10 x 3.44 m
9	En-suite 2	7'6" x 4'2"	2.33 x 1.31 m
10	Bedroom 3	12'6" x 10'3"	3.83 x 3.15 m
11	Bedroom 4	11'3" x 10'9"	3.44 x 3.31 m
12	Bathroom	7'6" x 7'4"	2.33 x 2.27 m





INSPIRED

- REDROW -

THE DELAMERE

THREE BEDROOM HOME





THE DELAMERE GROUND FLOOR

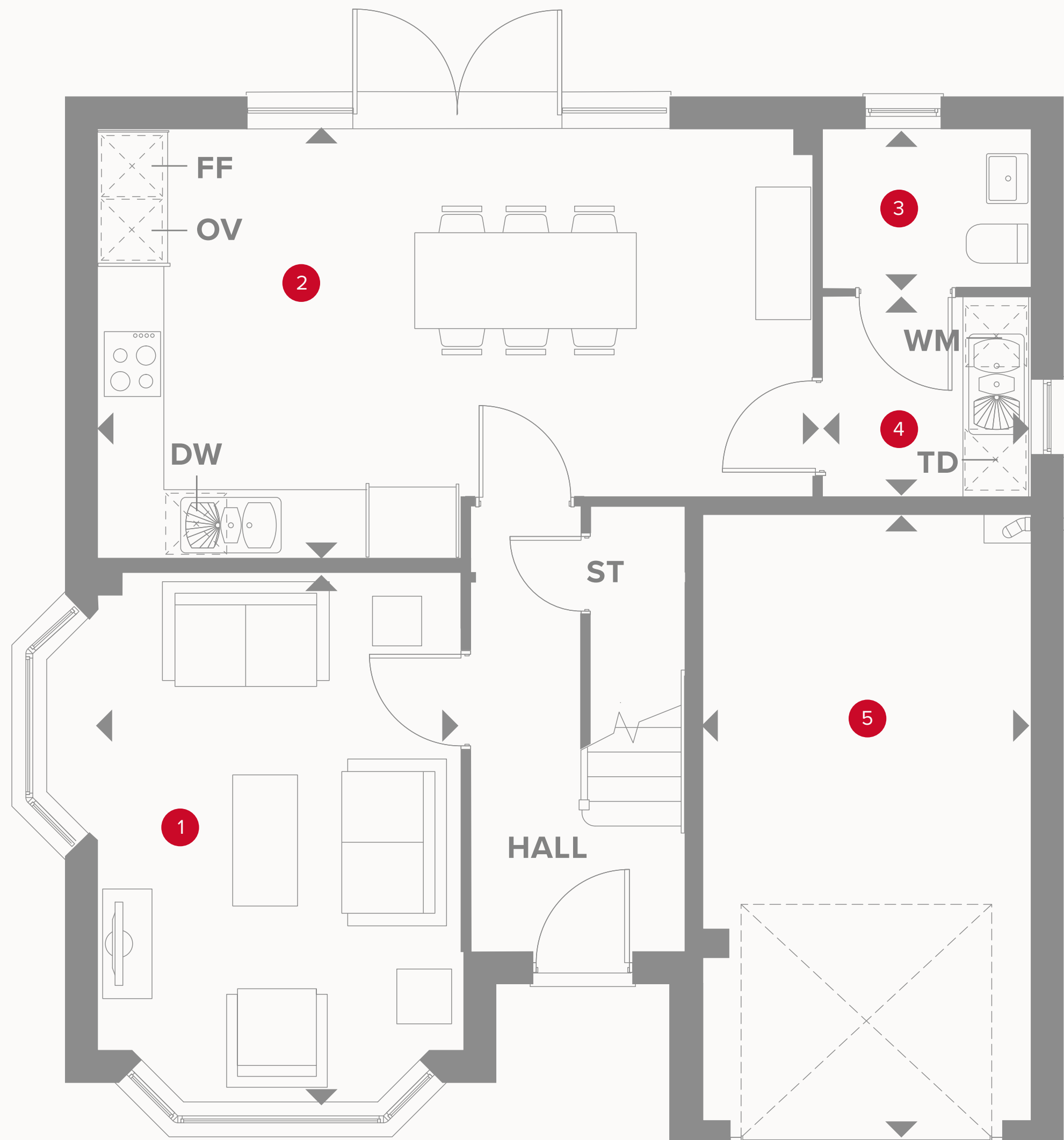
1	Lounge	15'6" x 12'2"	4.77x 3.73 m
2	Kitchen/ Dining/	21'2" x 12'7"	6.49 x 3.87 m
3	Cloaks	6'1" x 4'6"	1.87 x 1.41 m
4	Utility	6'2" x 5'9"	1.88 x 1.80 m
5	Garage	18'7" x 9'8"	5.70 x 2.99 m



KEY

-  Hob
- OV** Oven
- FF** Fridge/freezer
- TD** Tumble dryer space

-  Dimensions start
- ST** Storage cupboard
- WM** Washing machine space
- DW** Dish washer space



THE DELAMERE FIRST FLOOR

6	Bedroom 1	15'7" x 10'6"	4.79x 3.23 m
7	En-suite 1	10'7" x 5'8"	3.25 x 1.78 m
8	Wardrobe	7'0" x 6'6"	2.14 x 2.02 m
9	Bedroom 2	10'7" x 10'4"	3.26 x 3.18 m
10	En-suite 2	7'8" x 5'6"	2.38 x 1.71 m
11	Bedroom 3	11'5" x 9'10"	3.52 x 3.04 m
12	En-suite 3	8'2" x 6'6"	2.50 x 2.01 m



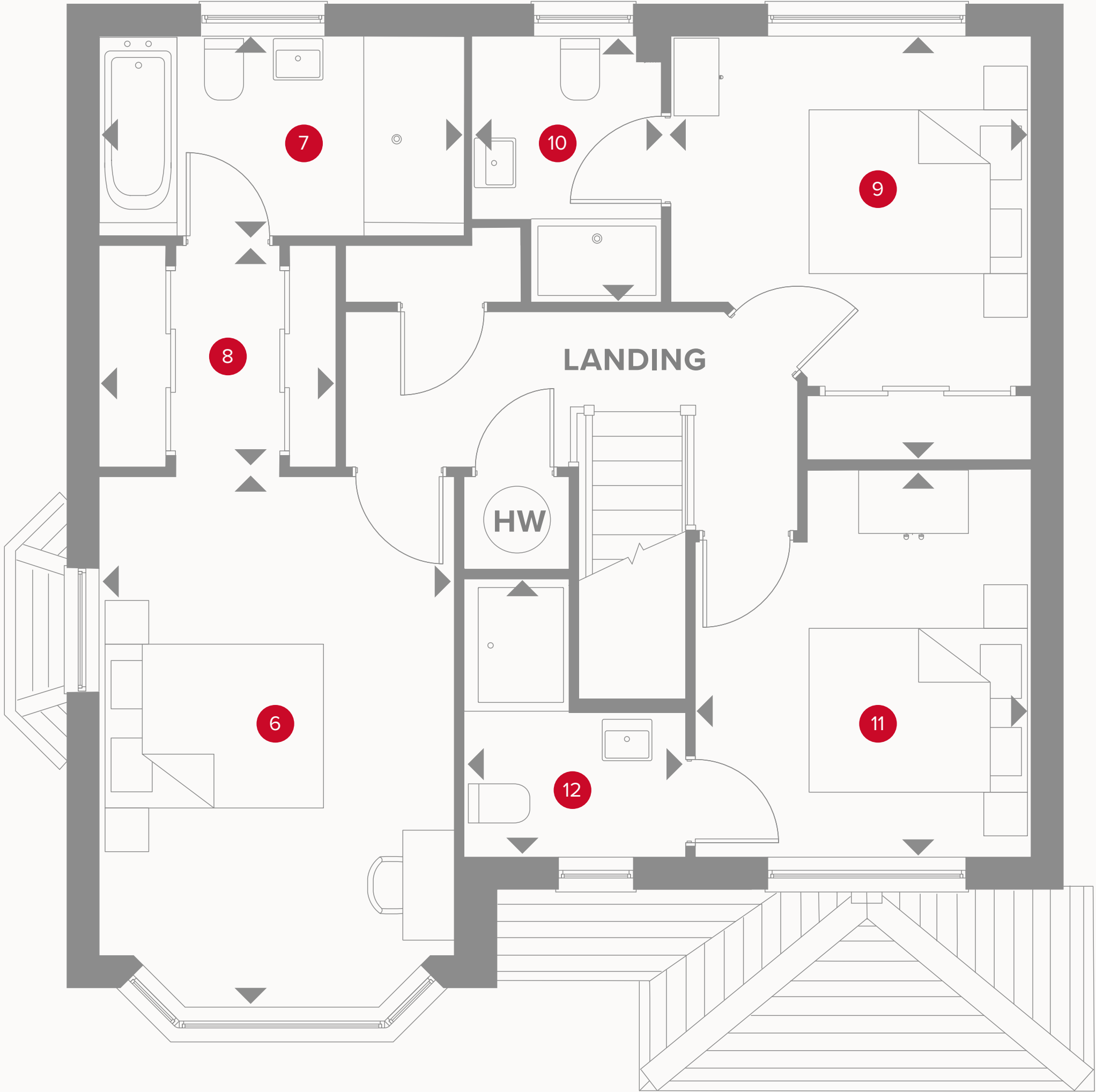
KEY

- ◀ Dimensions start
- HW Hot water storage

CONSUMER CODE FOR HOME BUILDERS

www.consumercode.co.uk

Customers should note this illustration is an example of the Delamere house type. All dimensions indicated are approximate and the furniture layout is for illustrative purposes only. Homes may be 'handed' (mirror image) versions of the illustrations, and may be detached, semi-detached or terraced. Materials used may differ from plot to plot including render and roof tile colours. Detailed plans and specifications are available for inspection for each plot at our Sales Centre during working hours and customers must check their individual specifications prior to making a reservation.





INSPIRED

- REDROW -

THE PICKMERE

FOUR BEDROOM HOME





THE PICKMERE GROUND FLOOR

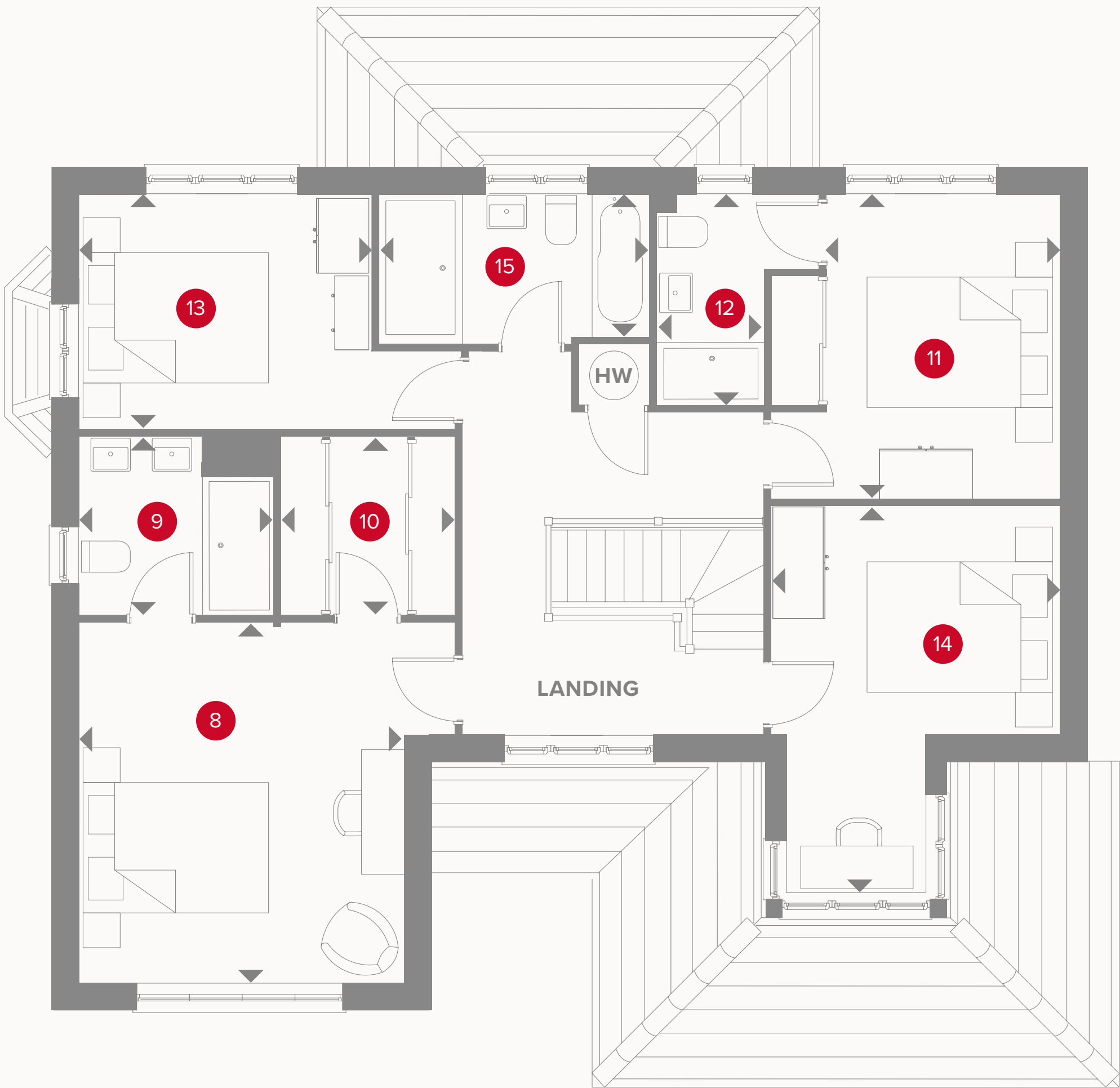
1	Lounge	17'2" x 13'0"	5.24 x 3.96 m
2	Kitchen	15'5" x 13'9"	4.75 x 4.24 m
3	Dining	11'3" x 10'9"	3.45 x 3.34 m
4	Family	13'7" x 11'3"	4.19 x 3.45 m
5	Utility	11'3" x 5'3"	3.45 x 1.61 m
6	Cloaks	5'4" x 3'7"	1.67 x 1.12 m
7	Garage	17'1" x 16'4"	5.20 x 4.99 m



KEY

- Hob
- OV** Oven
- FF** Fridge/freezer
- TD** Tumble dryer space

- Dimensions start
- ST** Storage cupboard
- WM** Washing machine space
- DW** Dish washer space



THE PICKMERE FIRST FLOOR

8	Bedroom 1	14'3" x 13'0"	4.36 x 3.96 m
9	En-suite 1	7'8" x 7'1"	2.39 x 2.17 m
10	Wardrobe	6'8" x 7'1"	2.07 x 2.17 m
11	Bedroom 2	12'0" x 11'5"	3.67 x 3.52 m
12	En-suite 2	8'4" x 4'2"	2.57 x 1.27 m
13	Bedroom 3	11'7" x 9'3"	3.57 x 2.84 m
14	Bedroom 4	15'4" x 11'5"	4.72 x 3.52 m
15	Bathroom	10'8" x 5'8"	3.28 x 1.75 m





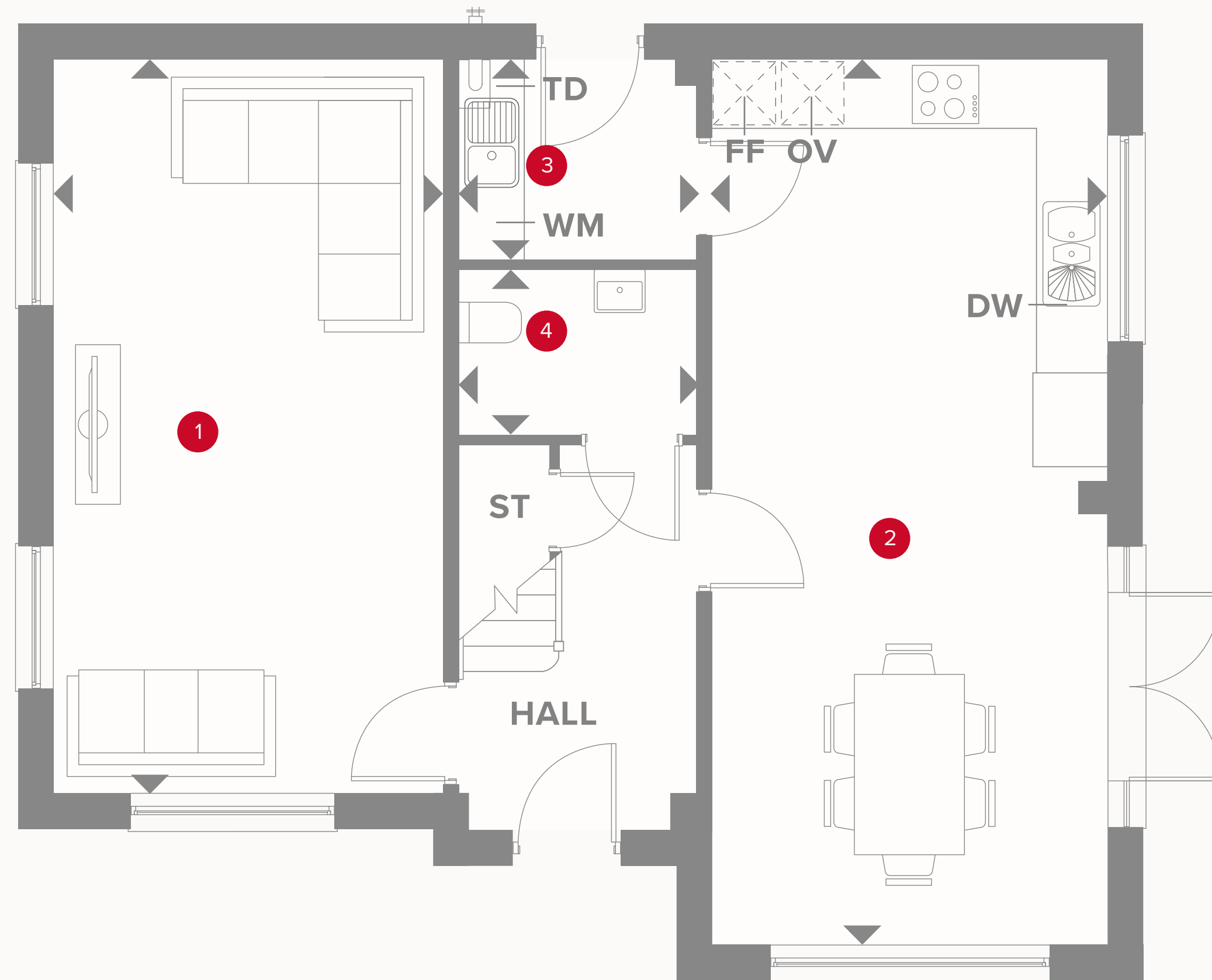
INSPIRED
- REDROW -

THE SUDLOW

FOUR BEDROOM HOME



THE SUDLOW GROUND FLOOR



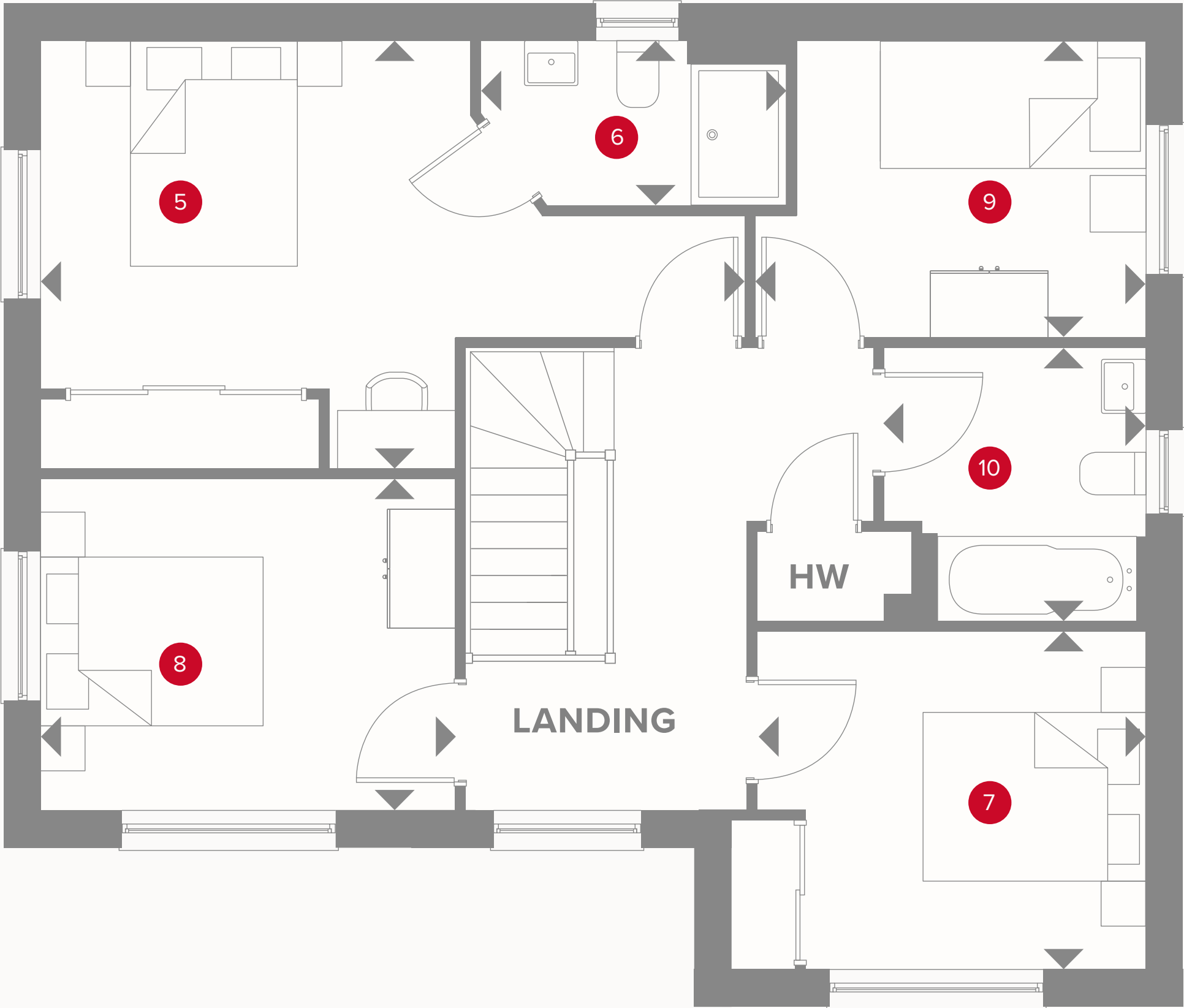
1 Lounge	25'6" x 11'5"	7.79 x 3.51m
2 Kitchen/ Dining/ Family	21'2" x 11'4"	6.44 x 3.46m
3 Utility	6'9" x 5'7"	2.09 x 1.75m
4 Cloaks	6'9" x 4'8"	2.09 x 1.45m



KEY

- Hob
- OV** Oven
- FF** Fridge/freezer
- TD** Tumble dryer space

- Dimensions start
- ST** Storage cupboard
- WM** Washing machine space
- DW** Dish washer space



THE SUDLOW FIRST FLOOR

5	Bedroom 1	11'5" x 11'7"	3.52 x 3.58m
6	En-suite	8'4" x 4'5"	2.55 x 1.36m
7	Bedroom 2	11'5" x 9'3"	3.51 x 2.83m
8	Bedroom 3	11'5" x 9'1"	3.52 x 2.77m
9	Bedroom 4	9'7" x 8'1"	2.96 x 2.48m
10	Bathroom	7'2" x 7'4"	2.19 x 2.26m



KEY

◀ Dimensions start

HW Hot water storage

**CONSUMER
CODE FOR
HOME BUILDERS**

www.consumercode.co.uk

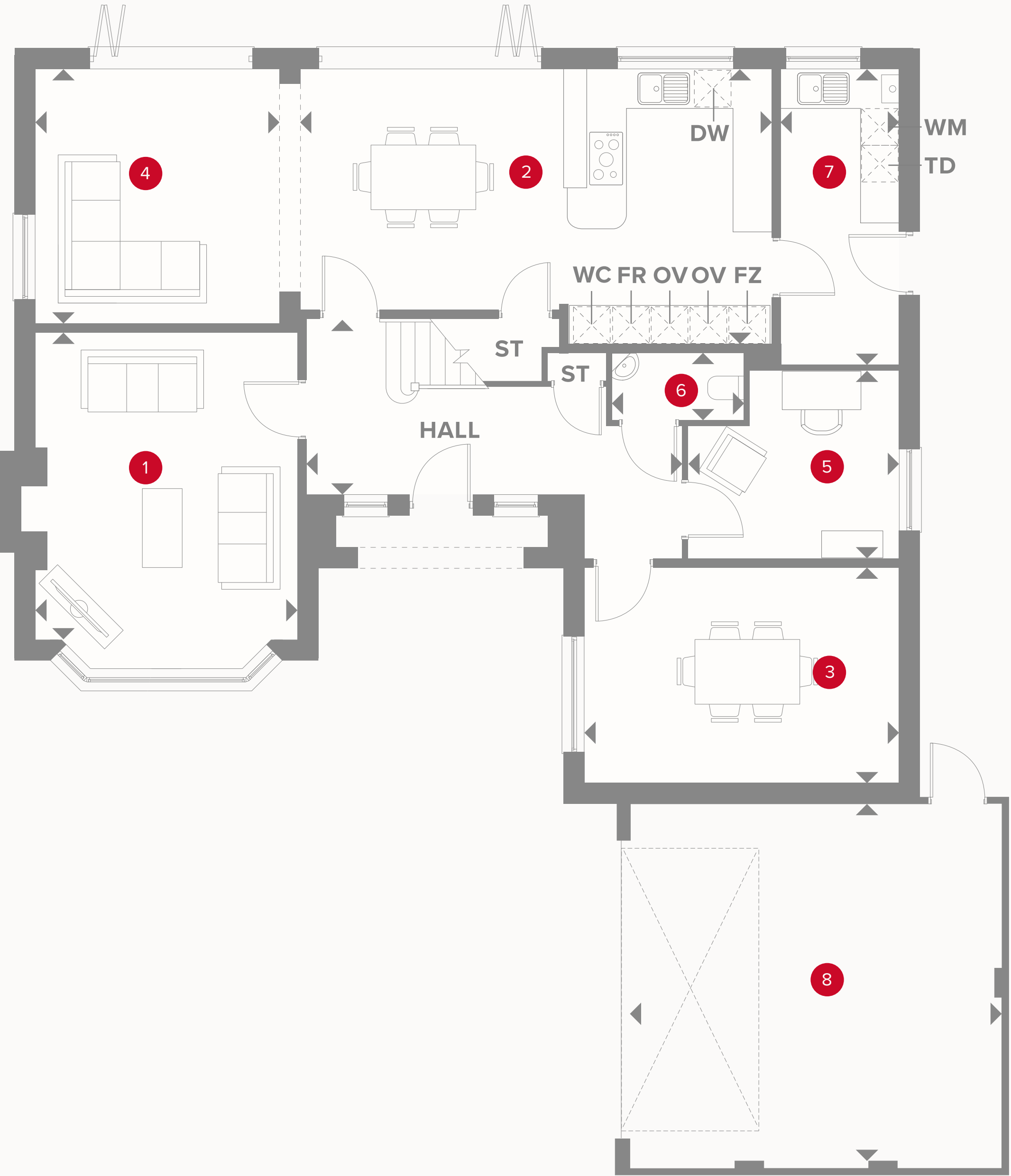
Customers should note this illustration is an example of the Sudlow house type. All dimensions indicated are approximate and the furniture layout is for illustrative purposes only. Homes may be 'handed' (mirror image) versions of the illustrations, and may be detached, semi-detached or terraced. Materials used may differ from plot to plot including render and roof tile colours. Detailed plans and specifications are available for inspection for each plot at our Sales Centre during working hours and customers must check their individual specifications prior to making a reservation.



INSPIRED
- REDROW -

THE TOFT
FIVE BEDROOM HOME





THE TOFT GROUND FLOOR

1	Lounge	16'7" x 13'	5.10 x 3.97m
2	Kitchen/Dining	23'9" x 13'7"	7.30 x 4.19m
3	Dining	15'5" x 10'7"	4.75 x 3.26m
4	Family	12'6" x 12'6"	3.85 x 3.85m
5	Study	12'2" x 9'5"	3.71 x 2.90m
6	Cloaks	6'6" x 3'2"	2.0 x 0.98m
7	Utility	14'8" x 5'8"	4.51 x 1.77m
8	Garage	18'9" x 18'1"	5.75 x 5.52m



KEY

- Hob

OV Oven

FR Fridge

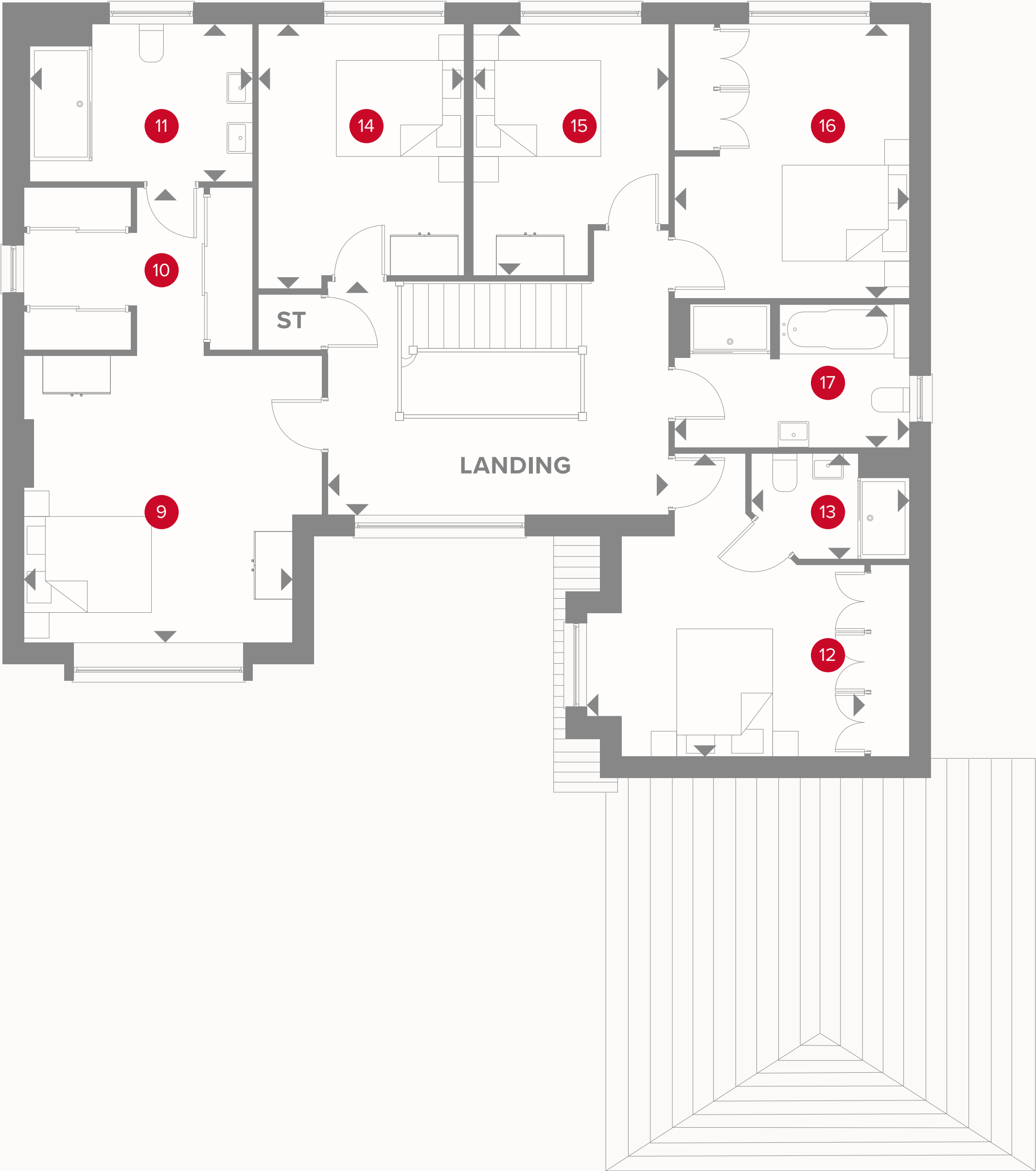
FZ Freezer
- Dimensions start

TD Tumble dryer space

ST Storage cupboard

WM Washing machine space
- DW** Dish washer space

WC Wine Cooler



THE TOFT FIRST FLOOR

9	Bedroom 1	13'9" x 14'	4.23 x 4.25m
10	Wardrobe	8'6" x 8'0"	2.62 x 2.45m
11	En-suite 1	7'3" x 10'4"	2.32 x 3.16m
12	Bedroom 2	15'6" x 9'4"	4.75 x 2.85m
13	En-suite 2	7'7" x 5'1"	2.35 x 1.56m
14	Bedroom 3	13'2" x 11'3"	4.03 x 3.45m
15	Bedroom 4	12'8" x 10'	3.89 x 3.05m
16	Bedroom 5	12'1" x 9'5"	3.71 x 2.90m
17	Bathroom	11'4" x 6'9"	3.48 x 2.10m



- KEY**
- ◀ Dimensions start
 - HW** Hot water storage
 - LH** Loft hatch

**CONSUMER
CODE FOR
HOME BUILDERS**
www.consumercode.co.uk

Customers should note this illustration is an example of the Toft house type. All dimensions indicated are approximate and the furniture layout is for illustrative purposes only. Homes may be 'handed' (mirror image) versions of the illustrations, and may be detached, semi-detached or terraced. Materials used may differ from plot to plot including render and roof tile colours. Detailed plans and specifications are available for inspection for each plot at our Sales Centre during working hours and customers must check their individual specifications prior to making a reservation.



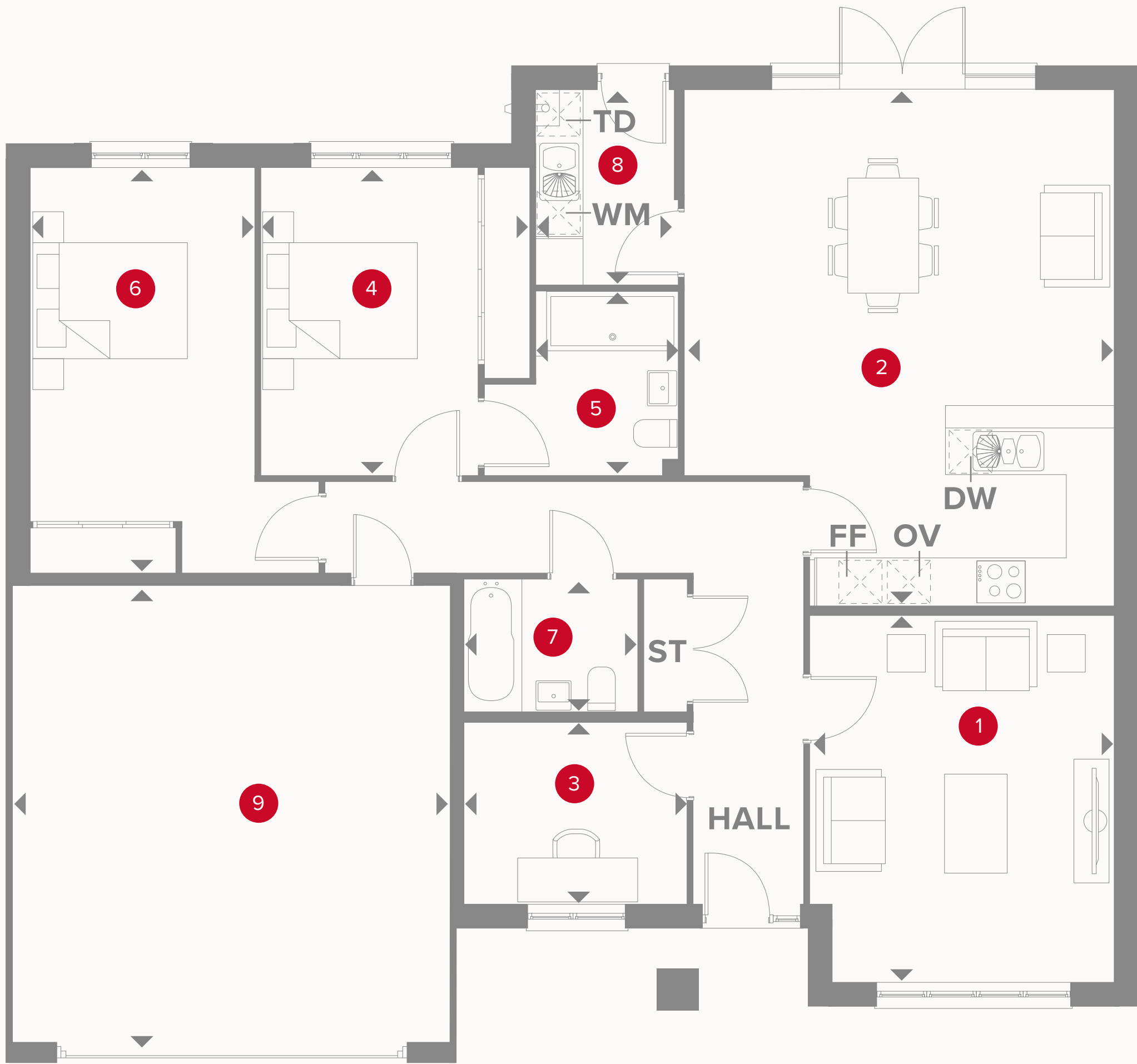
INSPIRED

- REDROW -

THE WARFORD

TWO BEDROOM HOME

 **REDROW**



THE WARFORD GROUND FLOOR

1	Lounge	15'5" x 12'9"	4.71 x 3.92 m
2	Kitchen/Dining/Family	21'8" x 18'1"	6.63 x 5.53 m
3	Study	9'3" x 7'6"	2.87 x 2.32 m
4	Bedroom 1	13'0" x 11'4"	3.95 x 3.46 m
5	En-suite	8'2" x 7'8"	2.49 x 2.36 m
6	Bedroom 2	17'0" x 9'4"	5.20 x 2.88 m
7	Bathroom	7'3" x 5'6"	2.23 x 1.70 m
8	Utility	8'3" x 5'8"	2.52 x 1.77 m
9	Garage	19'3" x 18'5"	5.88 x 5.63 m



KEY

- Hob
- OV** Oven
- FF** Fridge/freezer
- TD** Tumble dryer space

- Dimensions start
- ST** Storage cupboard
- WM** Washing machine space
- DW** Dish washer space

CONSUMER
CODE FOR
HOME BUILDERS
www.consumercode.co.uk

Customers should note this illustration is an example of the Warford house type. All dimensions indicated are approximate and the furniture layout is for illustrative purposes only. Homes may be 'handed' (mirror image) versions of the illustrations, and may be detached, semi-detached or terraced. Materials used may differ from plot to plot including render and roof tile colours. Detailed plans and specifications are available for inspection for each plot at our Sales Centre during working hours and customers must check their individual specifications prior to making a reservation.

SKILFUL EXECUTION

Quality is never an accident, it is always the
result of high intention to detail. It represents
the wise choice of many alternatives.



PLAN YOUR DREAM HOME



KITCHEN & UTILITY

Kitchen Styles

A range of quality kitchen styles are available. Please see sales consultant for details.

Work Surfaces

A range of quality work surfaces are available. Please see sales consultant for details.

Upstand

100mm high matching upstand above work surfaces.

Stainless Steel Splashback

Bowl & Tap

Stainless steel 1.5 bowl sink with chrome mixer tap.

Appliances

- 60cm Ceramic Hob
- Single oven
- Cooker Hood



INTERIOR

Walls

Dulux off white emulsion paint finish.

Internal Doors

Smooth finished, six panelled style door finish in satin white.

Internal Door Furniture

Mitred Lever Handle door furniture in polished or satin chrome effect.

Architrave

Lambs Tongue profile MDF, satin white paint finish.

Skirting Boards

Lambs Tongue profile MDF, satin white paint finish to match architrave.

Staircase

Square plain spindles, square newels with square caps all painted in satinwood white

Ceilings

Dulux white emulsion paint finish.

Central Heating

Full gas central heating with energy efficient wall mounted boiler in all houses. Please see sales consultant for details.

Radiators

Myson round top radiators.

Electrical Sockets & Switch Plates

Schneider Electric low profile white electrical switch and socket plates. Refer to drawings for types and locations.

Lighting

Pendant and batten lighting points.

Consumer Unit

Surface mounted BG consumer unit or semi recessed BG consumer unit to be installed. Please refer to drawings for locations.

Smoke Detectors

Fitted as standard to every property. These are connected to the mains electricity supply and have provision for battery back up in the event of a power cut.

OUR LUXURY
SPECIFICATIONS
ARE CAREFULLY
CONSIDERED
**AND BEAUTIFULLY
DESIGNED TO MAKE
THE MOST OF YOUR
NEW HOME**



BATHROOM & CLOAKROOM

Bathroom, En-suite & Cloakroom styles

Tempo by Ideal Standard.

Shower to En-suite (where applicable)

Shower Valve Scudo bar valve.

Shower Tray Acrylic capped low profile shower tray.

Shower Screen Polished chrome effect finish shower door.

Brassware

Basin Calista mixer tap with single lever control complete with click plug waste.

Bath Calista Mixer tap with single lever control complete with click plug waste.

Bath

Tempo Arc bath with Uniline panel.


Wall Tiles to Cloakroom,
Bathroom & En-suite

Splash back to basins and around bath with full height to shower area, as indicated on drawings. Please see sales consultant for further information.

Shaver Socket to En-suite

(where applicable)

White finish to match sockets and switch plates.



EXTERIOR

Fascia & Soffit PVCue square fascia & vented soffit board in white profile.	House Numeral Colour to match front door.	Driveway Tarmac drive (or as shown on external works layout).
Rainwater System Rainwater gutters and down pipes in black finish.	Door Bell Chrome effect bell push with transformer.	Patio/Paving Urbex Natural or equal approved concrete flags laid as indicated on drawing.
Windows Sealed double glazed uPVC windows in white finish.	External Lights Modern stainless steel downlight.	External Fencing Side Rail & post. Rear Vertical boarding 1.8m high.
Patio Doors uPVC French patio doors as indicated on the drawings.	Garage Door Novoferm ‘Thornby’ style or Hörmann steel up and over door. Door finish to be painted to match front colour. Light & Power (where applicable) Double socket point and pendant light fitting. Please see sales consultant for details.	Garden Front Good standard turfing to front garden. Refer to layout for landscaping details. Rear Topsoil laid across the garden.



A THRIVING PARTNERSHIP

Our 'Nature for people' biodiversity strategy was developed alongside our long-standing partners, The Wildlife Trusts. The strategy focuses on three key themes – Nature Gains, Rewilding Lives and Flourishing Legacy with a view to improving people's well-being through nature.

Find out more at redrowplc.co.uk/sustainability

Working in close partnership with





OUR COMMITMENT TO HOME-BUYERS

Customer charter

At Redrow, we're committed to delivering a quality service throughout the whole home-buying process and beyond. This Customer Charter sets out our commitment to you, our customer.

Full details of our service are covered within our Home Buyer Guide, a copy of which will be provided to you when you reserve your new Redrow home. We will also comply with the requirements of the Consumer Code for Home Builders ("Consumer Code"). A copy of the code is also on our website at www.redrow.co.uk

- Please ask a Sales Consultant if you require a printed hard copy.
- We'll provide you with full details and clear information about your chosen home.
- We'll provide trained and knowledgeable staff to assist you in the home buying process.
- We'll be available to answer any questions you may have and will provide you with any relevant contact details.
- We'll assist you during the selection of Standard Choices and Optional Extras for your new home.
- We'll provide you with health and safety advice to minimise the risk of danger during construction and in the use of your new home after you move in.
- We'll provide you with reliable information about the Buildmark Cover, and any other cover from which you may benefit.
- We'll keep you fully informed about the completion and occupation of your new home.
- We'll ensure that the functions and facilities of your home are demonstrated to you prior to moving in.
- We'll inform you about the after-sales service we provide, as set out in the Home Buyer Guide. Our aim is to deal effectively and efficiently with both routine service matters and with any emergencies.
- We'll provide you with details of who to contact if you believe we have not satisfactorily fulfilled our Charter commitments.





OUR REQUIREMENTS AS HOME-BUILDERS

Consumer code



1. ADOPTING THE CODE

1.1 Adopting the Code

Home Builders must comply with the Requirements of the Consumer Code and have regard to good practice guidance.

1.2 Making the Code available

The Consumer Code for Home Builders' Scheme logo must be prominently displayed in Home Builders' sales offices, those of appointed selling agents, and in sales brochures.

All Home Buyers who reserve a Home should be provided with a copy of the Code Scheme with the Reservation agreement.

1.3 Customer Service: before legal completion

The Home Builder must have suitable systems and procedures to ensure it can reliably and accurately meet the commitments on service, procedures and information in the Code.

1.4 Appropriately trained customer service staff

The Home Builder must provide suitable training to all staff who deal with Home Buyers about their responsibilities to them and what the Code means for the company and its directors.

1.5 Sales and advertising

Sales and advertising material and activity must be clear and truthful.

2. INFORMATION – PRE-CONTRACT

2.1 Pre-purchase information

Home Buyers must be given enough pre-purchase information to help them make suitably informed purchasing decisions.

In all cases this information must include:

- a written Reservation agreement;
- an explanation of the Home Warranty cover;
- a description of any management services and organisations to which the Home Buyer will be committed and an estimate of their cost;
- the nature and method of assessment of any event fees such as transfer fees or similar liabilities.

Also, if a Home is not yet completed, the information must include:

- a brochure or plan illustrating the general layout, appearance and plot position of the Home;
- a list of the Home's contents;
- the standards to which the Home is being built.

2.2 Contact information

Home Buyers must be told how their questions will be dealt with and who to contact during the sale, purchase and completion of the Home.

2.3 Warranty cover

Home Buyers must be given accurate and reliable information about the insurance-backed warranty provided on the Home.

1.1 Health and safety for visitors to developments under construction

Home Buyers must be informed about the health and safety precautions they should take when visiting a development under construction.

1.2 Pre-contract information

Home Builders must advise Home Buyers to appoint a professional legal adviser to carry out the legal formalities of buying the Home and to represent their interests.

1.3 Reservation

Home Buyers must be given a Reservation agreement that sets out clearly the Reservation's terms, including, but not limited to:

- the amount of the Reservation fee;
- what is being sold;
- the purchase price;
- how and when the Reservation agreement will end;
- how long the price remains valid;
- the nature and estimated cost and of any management services the Home Buyer must pay for;
- the nature and method of assessment of any event fees such as transfer fees or similar liabilities.

The Reservation fee must be reimbursed if the Reservation agreement is cancelled. The Home Buyer must be told of any deductions that may be made. While the Reservation agreement is in force, the Home Builder must not enter into a new Reservation agreement or sale agreement with another customer on the same Home.

1. INFORMATION – EXCHANGE OF CONTRACT

1.1 The contract

Contract of sale terms and conditions must:

- be clear and fair;
- comply with all relevant legislation;
- clearly state the contract termination rights.

1.2 Timing of construction, completion and handover

The Home Buyer must be given reliable and realistic information about when construction of the Home may be finished, the date of Legal Completion, and the date for handover of the Home.

1.3 Contract termination rights

The Home Buyer must be told about their right to terminate the contract.

1.4 Contract deposits and pre-payments

The Home Builder must clearly explain how Home Buyers' contract deposits are protected and how any other pre-payments are dealt with.

2. INFORMATION – DURING OCCUPATION

2.1 After-sales service

The Home Builder must provide the Home Buyer with an accessible after-sales service, and explain what the service includes, who to contact, and what guarantees and warranties apply to the Home.

2.2 Health and safety for Home Buyers on developments under construction

Home Buyers must be told about the health and safety precautions they should take when living on a development where building work continues.

3. COMPLAINTS AND DISPUTES

3.1 Complaints handling

The Home Builder must have a system and procedures for receiving, handling, and resolving Home Buyers' service calls and complaints.

The Home Builder must let the Home Buyer know of this, and of the dispute resolution arrangements operated as part of this Code, in writing.

3.2 Co-operation with professional advisers

The Home Builder must co-operate with appropriately qualified professional advisers appointed by the Home Buyer to resolve disputes.



TABLEY PARK

—

Northwich Rd, Cheshire, Knutsford WA16 0AW

Discover a better way to live
redrow.co.uk