

HERITAGE

- REDROW -

HAMLET PARK

RAINHAM





WELCOME TO HAMLET PARK





A COLLECTION OF 3, 4 & 5 BEDROOM HOMES IN THE THRIVING TOWN OF RAINHAM

Set on the edges of the vibrant Kent town of Rainham, yet surrounded by picturesque countryside and the scenic River Medway, Hamlet Park truly offers the best of town and country living. This elegant development of new homes is part of Redrow's award-winning Heritage Collection, influenced by the sophistication and meticulous attention to detail seen in the Arts and Crafts movement of the late 18th and early 19th centuries, yet effortlessly contemporary. With the M2 motorway just minutes away for straightforward journeys to Canterbury and London, and Rainham train station within walking distance, these stunning homes in Rainham, Kent are perfectly located for commuters and families alike.



DISCOVER A BETTER WAY TO LIVE

Life is not just about waking up in a beautiful home. It's about everything that goes with it. From stunning open plan kitchens and entertaining spaces, to places that make the most of the outdoors through to our outstanding customer experiences. Welcome to a better way of living.




BETTER BY DESIGN

Imagine how much better life would be, with a little more thought and a lot more space. Waking up in a home full of unique character where everything feels carefully considered inside and out. A place where you can relax, think, breathe, work and play in beautifully designed spaces. With Redrow, it's the level of care we bring, that makes all the difference.

BETTER PLACES

Picture yourself in a peaceful setting where nature is just a short walk away. Where there's a feeling of tranquility as you enjoy a new, relaxed lifestyle, away from the hustle and bustle. A place where there's a sense of community, of living life at your own pace amongst beautiful street scenes and green open spaces where neighbours and dog walkers meet. That's what sets your new neighbourhood apart.



BETTER EXPERIENCES

There's a better way to move home and it's with Redrow. It starts with managing your appointments and completing your reservation online. From there, you'll get to know your home and neighbours with a home preview and welcome party. Once you're in your home our home owner support section of My Redrow will help you get settled.



AN INSPIRED **NEW HOME**

Explore what makes this
collection so unique


We're dedicated to designing and building homes with character that people are proud to live in. Inspired by the past but designed for the future, this collection offers the best of both worlds.



WHAT MAKES THIS COLLECTION SO UNIQUE?

Our aim has always been to build homes of the highest quality, reflecting the craftsmanship and details associated with the Arts and Crafts movement. It's this combined with the modern, high end interiors we pride ourselves on that makes this award winning collection so enviable.

Every inch of our homes has been carefully considered, from features such as traditional porches supported by timber posts with gallows brackets to brick plinths that run around the property. These features add grandeur and depth to the front of the home and provide anchoring effect.



Kent's world-famous Bluewater Shopping Centre, meanwhile, is around a 35 minute drive and needs no introduction.

There is a
takeaway



e friends and family to Tarana restaurant to enjoy a tasty Indian meal? Fancy staying in? Try one of Rainham's variety of



ENJOY THE AREA

Local amenities are plentiful, with a selection of supermarkets all located within a 10 minute drive, while Hempstead Valley Shopping Centre is just 10 minutes away in the car and has a number of shops and restaurants including M&S, Pandora, TK Maxx, Nando's, Frankie & Benny's, Bella Italia and many more.

Kent's world-famous Bluewater Shopping Centre, meanwhile, is around a 35 minute drive and needs no introduction. There is also a rich and diverse scene for eating and drinking out, from the range of quaint pubs offering the very best of British, to Turkish restaurant Galata Mezze, boasting more than 100 five star reviews on Tripadvisor and only a five minute drive from home. Or why not take friends and family to Tarana restaurant to enjoy a tasty Indian meal? Fancy staying in? Try one of Rainham's variety of takeaway restaurants, including Rainham Best Kebab, Pizza Hut and more.






ENJOY AN ACTIVE LIFESTYLE

For leisure and pleasure, there will be options to suit all tastes and requirements. Medway Sports Centre is around a 15 minute drive and has a 35-station gym, sports hall, Swimming Pool and a Range of sports classes available. Riverside Country Park is also just 10 minutes away by road, where you can stroll along the riverbank, enjoy the nature walks and play parks, and sip coffee at the on-site café. Fancy a round of golf? Upchurch River Valley Golf Course is just a 4 minute drive, with an 18-hole course, driving range and restaurant.

For those wanting something a little colder there is Planet Ice in Gillingham home to 1000 seat ice rink where you can watch ice hockey and enjoy the refreshments at the café and bar. For Those interested in football you can go and watch Gillingham FC at the Priestfield stadium, Kent's only professional football club within the football league.

OPPORTUNITIES FOR LEARNING

Parents of growing families, too, will be pleased to find education options for youngsters of all ages close to the development. Within easy reach of Hamlet Park are a variety of schools, including Miers Court Primary and St Margaret's Infant, Rainham Mark Grammar School and Rainham School for Girls, all rated 'Good' by Ofsted.





GETTING AROUND

In common with all Redrow developments, transport and travel links are excellent, whatever your preferred method of travel. Hamlet Park is just 10 minutes from the nearby M2 motorway and A2 trunk road, while Rainham train station is also close by and offers services to London Victoria (57 minutes), London St Pancras (50 minutes) and Dover (1 hour and 6 minutes).

WE PUT MORE IN

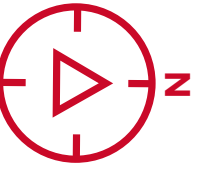
At Redrow we work hard to contribute to the existing facilities and create new ones, to dovetail our development into the local community. Below are some of the community benefits installed at **Hamlet Park**.



SO YOU GET MORE OUT

- Public Green Spaces
- Cycleways & Footpaths
- Community Orchard
- Lap (local area of play)
- Trim Trail

EXPLORE HAMLET PARK PHASE 1



KEY

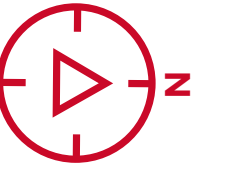
	AMBERLEY 3 BEDROOM END-TERRACED HOME		OXFORD 4 BEDROOM DETACHED HOME
	LETCWORTH 3 BEDROOM SEMI-DETACHED HOME		OXFORD LIFESTYLE 3 BEDROOM DETACHED HOME
	STAMFORD 3 BEDROOM TERRACED HOME		RICHMOND 4 BEDROOM DETACHED HOME
	CAMBRIDGE 4 BEDROOM DETACHED HOME		SHAFTESBURY 4 BEDROOM DETACHED HOME
	LEAMINGTON LIFESTYLE 3 BEDROOM DETACHED HOME		STRATFORD 4 BEDROOM DETACHED HOME
	HARROGATE 4 BEDROOM DETACHED HOME		HAMPSTEAD 5 BEDROOM DETACHED HOME
	HENLEY 4 BEDROOM DETACHED HOME		

V - Visitor Parking
BCP - Bin Collection Point
S/S - Sub Station



This plan is indicative and is intended for guidance only and does not form part of any contract or agreement, nor does it show ownership boundaries, easements or wayleaves and is subject to change. For specific details, other than general site layout, please liaise directly with our Sales Consultant.

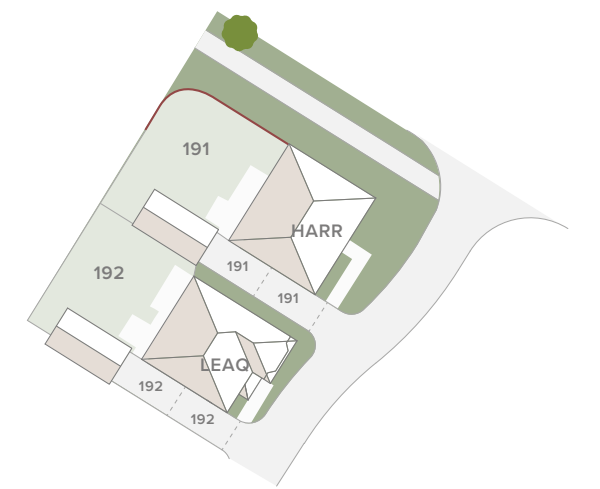
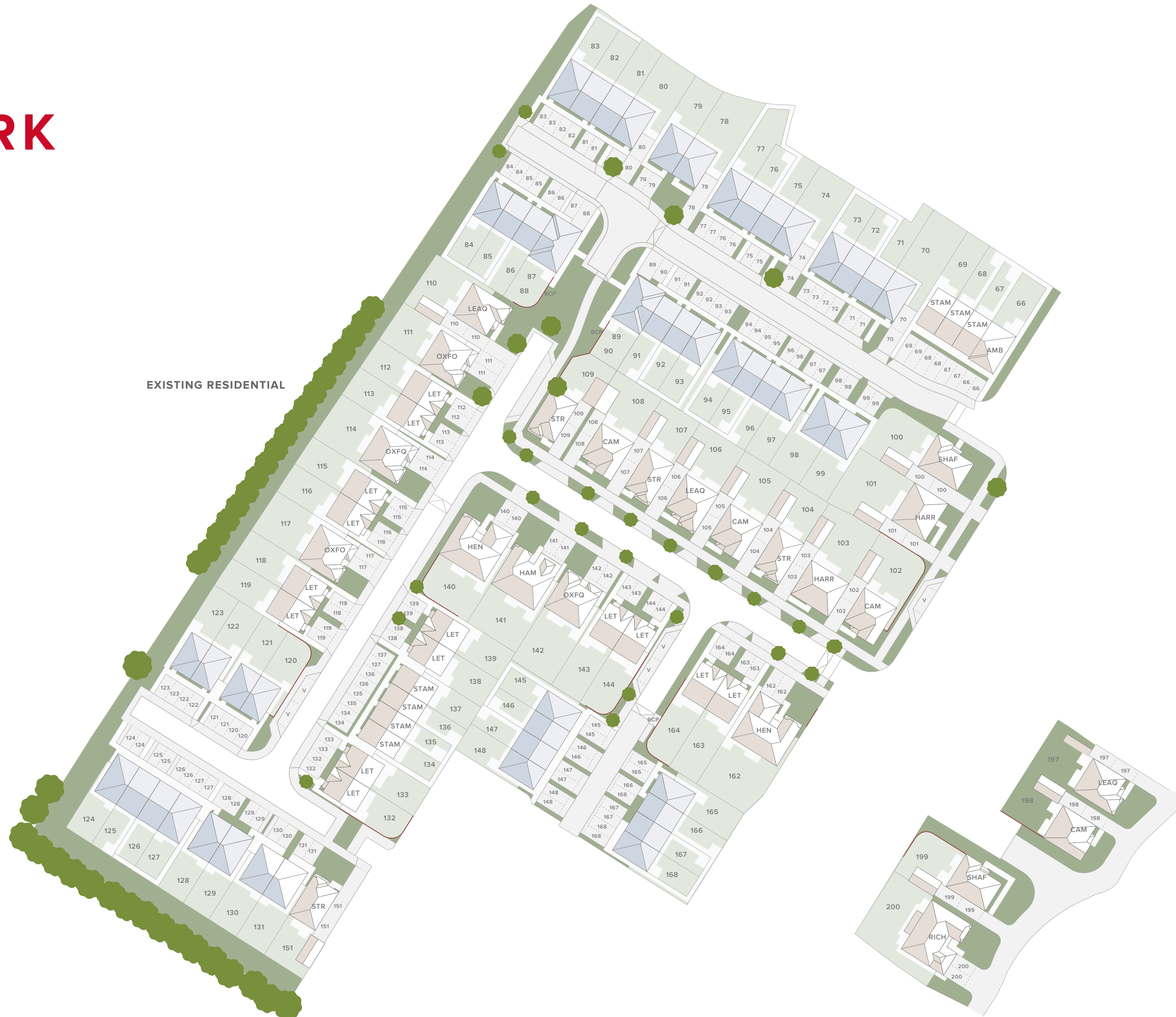
EXPLORE HAMLET PARK PHASE 2



KEY

	AMBERLEY 3 BEDROOM END-TERRACED HOME		OXFORD 4 BEDROOM DETACHED HOME
	LETCWORTH 3 BEDROOM SEMI-DETACHED HOME		OXFORD LIFESTYLE 3 BEDROOM DETACHED HOME
	STAMFORD 3 BEDROOM TERRACED HOME		SHAFTESBURY 4 BEDROOM DETACHED HOME
	CAMBRIDGE 4 BEDROOM DETACHED HOME		STRATFORD 4 BEDROOM DETACHED HOME
	LEAMINGTON LIFESTYLE 3 BEDROOM DETACHED HOME		HAMPSTEAD 5 BEDROOM DETACHED HOME
	HARROGATE 4 BEDROOM DETACHED HOME		AFFORDABLE HOUSING
	HENLEY 4 BEDROOM DETACHED HOME		

V - Visitor Parking
BCP - Bin Collection Point



This plan is indicative and is intended for guidance only and does not form part of any contract or agreement, nor does it show ownership boundaries, easements or wayleaves and is subject to change. For specific details, other than general site layout, please liaise directly with our Sales Consultant.



HERITAGE

- REDROW -

THE AMBERLEY

THREE BEDROOM DETACHED HOME

 **REDROW**



HERITAGE


- REDROW -

THE AMBERLEY


THREE BEDROOM DETACHED HOME

 **REDROW**

THE AMBERLEY



GROUND FLOOR



FIRST FLOOR

GROUND FLOOR

1	Kitchen/Dining	18'9" x 11'1"	5.70 x 3.37 m
2	Lounge	18'9" x 11'3"	5.70 x 3.43 m
3	Utility	6'10" x 6'0"	2.09 x 1.82 m
4	Cloaks	4'11" x 3'7"	1.50 x 1.10 m

FIRST FLOOR

5	Bedroom 1	11'4" x 10'6"	3.46 x 3.20 m
6	En-suite	7'9" x 5'6"	2.36 x 1.69 m
7	Bedroom 2	11'3" x 9'11"	3.43 x 3.02 m
8	Bedroom 3	11'3" x 8'6"	3.43 x 2.60 m
9	Bathroom	6'10" x 6'5"	2.09 x 1.95 m



HERITAGE

- REDROW -

THE LEAMINGTON LIFESTYLE

THREE BEDROOM DETACHED HOME

 **REDROW**



HERITAGE

- REDROW -

THE LEAMINGTON LIFESTYLE

THREE BEDROOM DETACHED HOME

 **REDROW**



HERITAGE

- REDROW -


THE LEAMINGTON LIFESTYLE

THREE BEDROOM DETACHED HOME

 **REDROW**



GROUND FLOOR



FIRST FLOOR

THE LEAMINGTON LIFESTYLE

GROUND FLOOR

1	Kitchen/Dining/ Family	25'0" x 12'8"	7.62 x 3.87 m
2	Lounge	17'9" x 11'8"	5.42 x 3.57 m
3	Cloaks	6'6" x 5'11"	1.99 x 1.80 m
4	Utility	6'1" x 5'11"	1.85 x 1.80 m

FIRST FLOOR

5	Bedroom 1	13'5" x 11'8"	4.09 x 3.57 m
6	En-suite 1	9'3" x 7'9"	2.83 x 2.37 m
7	Wardrobe	8'2" x 5'5"	2.49 x 1.65 m
8	Bedroom 2	11'5" x 11'0"	3.49 x 3.35 m
9	En-suite 2	8'1" x 4'2"	2.46 x 1.26 m
10	Bedroom 3	13'6" x 9'3"	4.13 x 2.83 m
11	En-suite 3	9'3" x 6'0"	2.83 x 1.83 m



Customers should note this illustration is an example of the Leamington Lifestyle house type. All dimensions indicated are approximate and the furniture layout is for illustrative purposes only. Homes may be 'handed' (mirror image) versions of the illustrations, and may be detached, semi-detached or terraced. Materials used may differ from plot to plot including render and roof tile colours. Detailed plans and specifications are available for inspection for each plot at our Customer Experience Suite or Sales Centre during working hours and customers must check their individual specifications prior to making a reservation. Please note that the specification show in this plan may include optional upgrades from standard specification. Please speak with your Sales Consultant or visit MyRedrow for more information. EG_LEAMQ_DM.2

▷ Denotes where dimensions are taken from. All wardrobes are subject to site specification. Please see Sales Consultant for further details.

ov - oven
ff - fridge freezer
dw - dishwasher

wm - washing machine space
td - tumble dryer space



HERITAGE

- REDROW -

THE LETCHWORTH

THREE BEDROOM DETACHED HOME

 **REDROW**



HERITAGE

- REDROW -

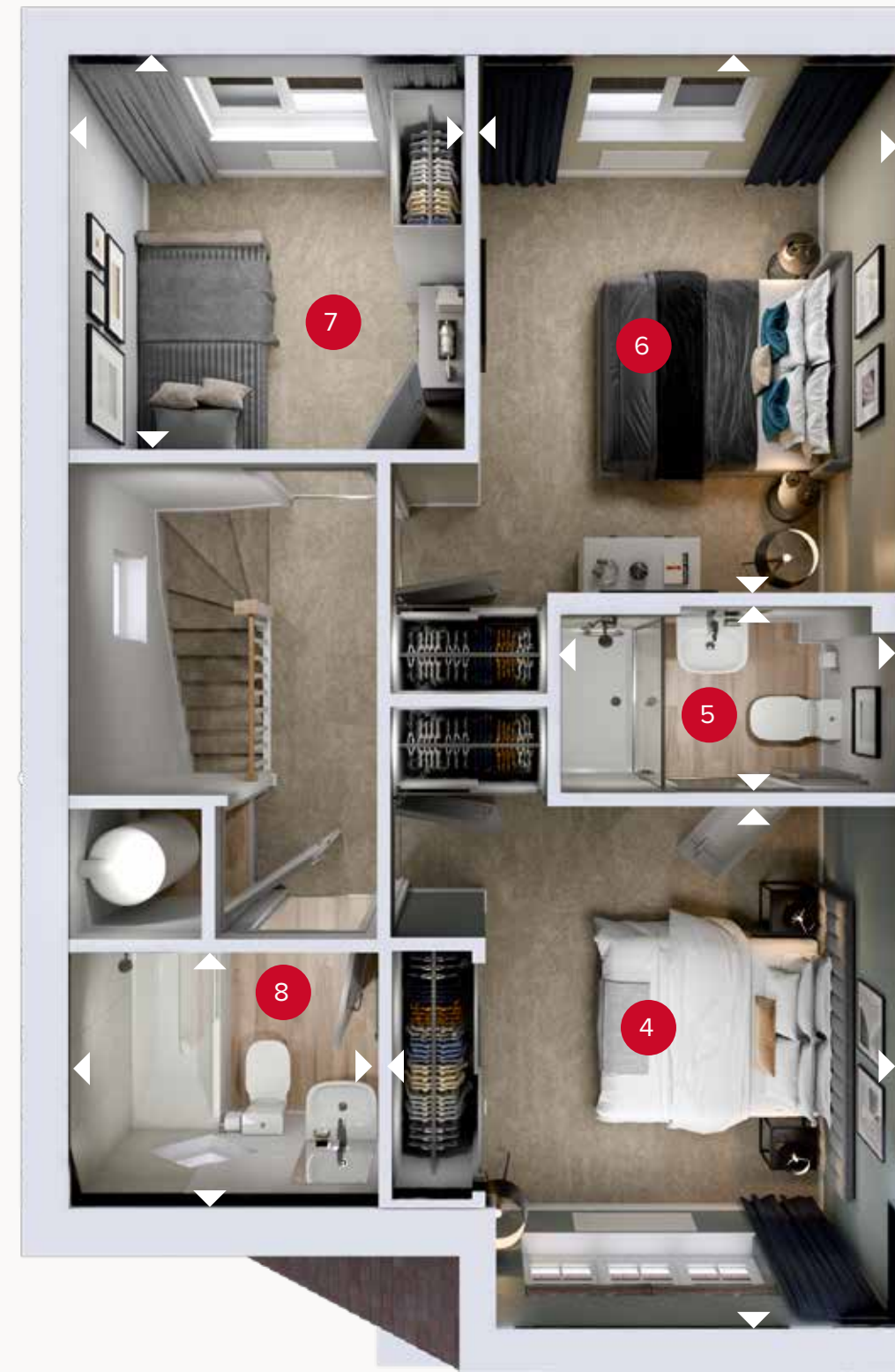
THE LETCHWORTH

THREE BEDROOM DETACHED HOME

 **REDROW**



GROUND FLOOR



FIRST FLOOR

THE LETCHWORTH

GROUND FLOOR

1	Kitchen/Dining	18'1" x 11'5"	5.50 x 3.48 m
2	Lounge	16'1" x 11'0"	4.89 x 3.35 m
3	Cloaks	6'5" x 2'11"	1.94 x 0.90 m

FIRST FLOOR

4	Bedroom 1	11'5" x 11'1"	3.47 x 3.38 m
5	En-suite	7'5" x 4'1"	2.26 x 1.25 m
6	Bedroom 2	11'10" x 9'3"	3.62 x 2.81 m
7	Bedroom 3	8'8" x 8'7"	2.64 x 2.61 m
8	Bathroom	6'8" x 5'7"	2.03 x 1.71 m



HERITAGE

- REDROW -

THE OXFORD LIFESTYLE

THREE BEDROOM DETACHED HOME

 **REDROW**



HERITAGE

- REDROW -

THE OXFORD LIFESTYLE

THREE BEDROOM DETACHED HOME

 **REDROW**

THE OXFORD LIFESTYLE



GROUND FLOOR



FIRST FLOOR

GROUND FLOOR

1	Kitchen/Dining	21'5" x 12'9"	6.53 x 3.88 m
2	Lounge	15'11" x 10'7"	4.85 x 3.23 m
3	Utility	6'7" x 5'10"	2.01 x 1.78 m
4	Cloaks	5'10" x 3'0"	1.78 x 0.92 m
5	Garage	19'4" x 9'8"	5.89 x 2.94 m

FIRST FLOOR

6	Bedroom 1	16'0" x 10'7"	4.87 x 3.23 m
7	Dressing	7'4" x 6'8"	2.24 x 2.03 m
8	En-suite 1	10'7" x 5'11"	3.23 x 1.80 m
9	Bedroom 2	12'7" x 10'8"	3.84 x 3.26 m
10	En-suite 2	7'11" x 5'8"	2.41 x 1.74 m
11	Bedroom 3	11'9" x 9'11"	3.57 x 3.02 m
12	En-suite 3	8'3" x 6'6"	2.51 x 1.98 m



Customers should note this illustration is an example of the Oxford Lifestyle house type. All dimensions indicated are approximate and the furniture layout is for illustrative purposes only. Homes may be "handed" (mirror image) versions of the illustrations, and may be detached, semi-detached or terraced. Materials used may differ from plot to plot including render and roof tile colours. Detailed plans and specifications are available for inspection for each plot at our Customer Experience Suite or Sales Centre during working hours and customers must check their individual specifications prior to making a reservation. Please note that the specification shown in this plan may include optional upgrades from standard specification. Please speak with your Sales Consultant or visit MyRedrow for more information. EG_OXFOQ_DM.2

▷ Denotes where dimensions are taken from. All wardrobes are subject to site specification. Please see Sales Consultant for further details.

ov - oven
ff - fridge freezer
dw - dishwasher

wm - washing machine space
td - tumble dryer space



HERITAGE

- REDROW -

THE OXFORD

FOUR BEDROOM DETACHED HOME



THE OXFORD



GROUND FLOOR



FIRST FLOOR

GROUND FLOOR

1	Lounge	15'11" x 10'7"	4.85 x 3.23 m
2	Kitchen/ Dining	21'5" x 12'9"	6.53 x 3.88 m
3	Utility	6'7" x 5'10"	2.01 x 1.78 m
4	Cloaks	5'10" x 3'0"	1.78 x 0.92 m
5	Garage	19'4" x 9'8"	5.89 x 2.94 m

FIRST FLOOR

6	Bedroom 1	16'5" x 10'7"	5.01 x 3.23 m
7	En-suite	7'2" x 6'6"	2.19 x 1.98 m
8	Bedroom 2	14'7" x 9'11"	4.45 x 3.02 m
9	Bedroom 3	12'3" x 10'7"	3.75 x 3.23 m
10	Bedroom 4	9'9" x 9'9"	2.96 x 2.96 m
11	Bathroom	7'7" x 6'8"	2.30 x 2.04 m



17.03.2023

Customers should note this illustration is an example of the Oxford house type. All dimensions indicated are approximate and the furniture layout is for illustrative purposes only. Homes may be "handed" (mirror image) versions of the illustrations, and may be detached, semi-detached or terraced. Materials used may differ from plot to plot including render and roof tile colours. Detailed plans and specifications are available for inspection for each plot at our Customer Experience Suite or Sales Centre during working hours and customers must check their individual specifications prior to making a reservation. Please note that the specification show in this plan may include optional upgrades from standard specification. Please speak with your Sales Consultant or visit MyRedrow for more information. EG_OXFO_DM.2

▷ Denotes where dimensions are taken from. All wardrobes are subject to site specification. Please see Sales Consultant for further details.

ov - oven
ff - fridge freezer
dw - dishwasher

wm - washing machine space
td - tumble dryer space






HERITAGE
- REDROW -

THE STAMFORD


THREE BEDROOM TERRACED HOME

 **REDROW**


THE STAMFORD



GROUND FLOOR



FIRST FLOOR



SECOND FLOOR

GROUND FLOOR

1	Kitchen/ Dining	16'4" x 10'5"	4.99 x 3.18 m
2	Lounge	13'10" x 11'8"	4.22 x 3.55 m
3	Cloaks	5'6" x 3'2"	1.68 x 0.96 m

FIRST FLOOR

4	Bedroom 2	13'10" x 10'0"	4.22 x 3.05 m
5	Bedroom 3	11'0" x 7'1"	3.35 x 2.17 m
6	Bathroom	7'1" x 6'9"	2.17 x 2.05 m

SECOND FLOOR

7	Bedroom 1	20'9" x 10'4"	6.37 x 3.14 m
8	En-suite	8'9" x 4'6"	2.67 x 1.37 m



16.08.2023

Customers should note this illustration is an example of the Stamford house type. All dimensions indicated are approximate and the furniture layout is for illustrative purposes only. Homes may be 'handed' (mirror image) versions of the illustrations, and may be detached, semi-detached or terraced. Materials used may differ from plot to plot including render and roof tile colours. Detailed plans and specifications are available for inspection for each plot at our Customer Experience Suite or Sales Centre during working hours and customers must check their individual specifications prior to making a reservation. Please note that the specification show in this plan may include optional upgrades from standard specification. Please speak with your Sales Consultant or visit MyRedrow for more information. EG_STAM_EM.2

▷ Denotes where dimensions are taken from. All wardrobes are subject to site specification. Please see Sales Consultant for further details.

ov - oven
ff - fridge freezer
dw - dishwasher space
wd - washer dryer space
☒ - Roof window





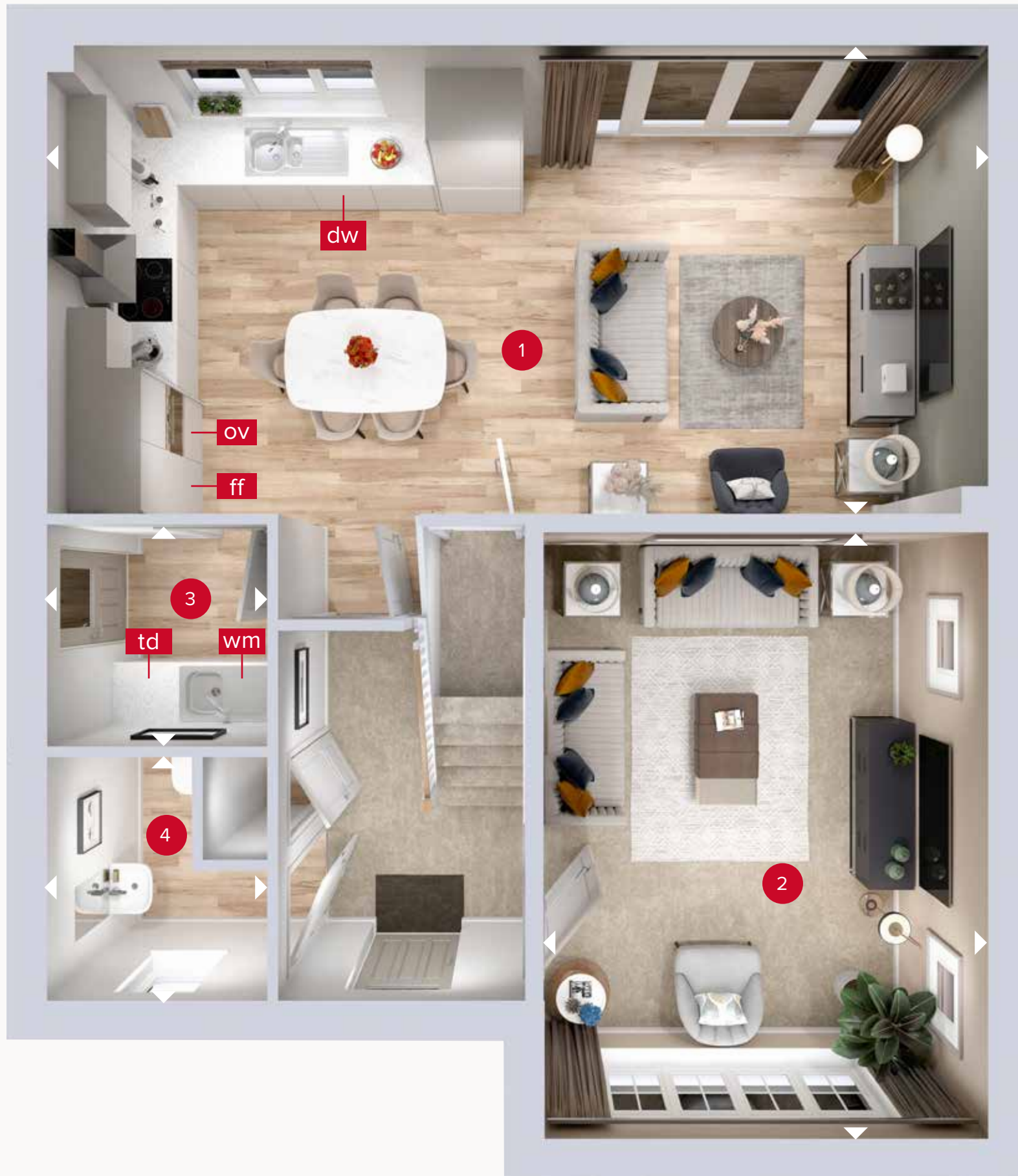
HERITAGE

- REDROW -

THE CAMBRIDGE

THREE BEDROOM DETACHED HOME

 **REDROW**



GROUND FLOOR



FIRST FLOOR

THE CAMBRIDGE

GROUND FLOOR

1	Kitchen/Dining/ Family	25'0" x 12'8"	7.62 x 3.87 m
2	Lounge	16'3" x 11'8"	4.95 x 3.57 m
3	Utility	6'1" x 5'11"	1.85 x 1.80 m
4	Cloaks	6'6" x 5'11"	1.99 x 1.80 m

FIRST FLOOR

5	Bedroom 1	13'8" x 12'11"	4.16 x 3.94 m
6	En-suite	8'2" x 4'3"	2.49 x 1.30 m
7	Bedroom 2	13'8" x 11'0"	4.17 x 3.36 m
8	Bedroom 3	11'7" x 8'2"	3.52 x 2.49 m
9	Bedroom 4	11'9" x 9'1"	3.58 x 2.76 m
10	Bathroom	8'4" x 7'2"	2.53 x 2.19 m



16.03.2023

Customers should note this illustration is an example of the Cambridge house type. All dimensions indicated are approximate and the furniture layout is for illustrative purposes only. Homes may be 'handed' (mirror image) versions of the illustrations, and may be detached, semi-detached or terraced. Materials used may differ from plot to plot including render and roof tile colours. Detailed plans and specifications are available for inspection for each plot at our Customer Experience Suite or Sales Centre during working hours and customers must check their individual specifications prior to making a reservation. Please note that the specification show in this plan may include optional upgrades from standard specification. Please speak with your Sales Consultant or visit MyRedrow for more information. EG_CAMB_DM.2

▷ Denotes where dimensions are taken from. All wardrobes are subject to site specification. Please see Sales Consultant for further details.

ov - oven
ff - fridge freezer
dw - dishwasher

wm - washing machine space
td - tumble dryer space





HERITAGE
- REDROW -

THE HARROGATE

FOUR BEDROOM DETACHED HOME

 **REDROW**



HERITAGE

- REDROW -

THE HARROGATE

FOUR BEDROOM DETACHED HOME

 **REDROW**




HERITAGE

- REDROW -


THE HARROGATE

FOUR BEDROOM DETACHED HOME

 **REDROW**



GROUND FLOOR



FIRST FLOOR

THE HARROGATE

GROUND FLOOR

1	Lounge	15'4" x 12'0"	4.68 x 3.65 m
2	Kitchen	12'5" x 10'1"	3.79 x 3.09 m
3	Dining	13'1" x 10'3"	4.00 x 3.13 m
4	Family	13'8" x 10'1"	4.17 x 3.08 m
5	Cloaks	5'8" x 3'7"	1.73 x 1.09 m
6	Utility	6'5" x 5'8"	1.94 x 1.73 m

FIRST FLOOR

7	Bedroom 1	12'2" x 10'10"	3.72 x 3.30 m
8	Dressing	6'10" x 6'5"	2.09 x 1.96 m
9	En-suite	8'1" x 5'6"	2.47 x 1.69 m
10	Bedroom 2	13'8" x 10'0"	4.18 x 3.05 m
11	Bedroom 3	12'1" x 10'0"	3.69 x 3.05 m
12	Bedroom 4	11'2" x 9'2"	3.40 x 2.79 m
13	Bathroom	7'7" x 5'9"	2.31 x 1.76 m



HERITAGE

- REDROW -

THE HENLEY

FOUR BEDROOM DETACHED HOME

 **REDROW**

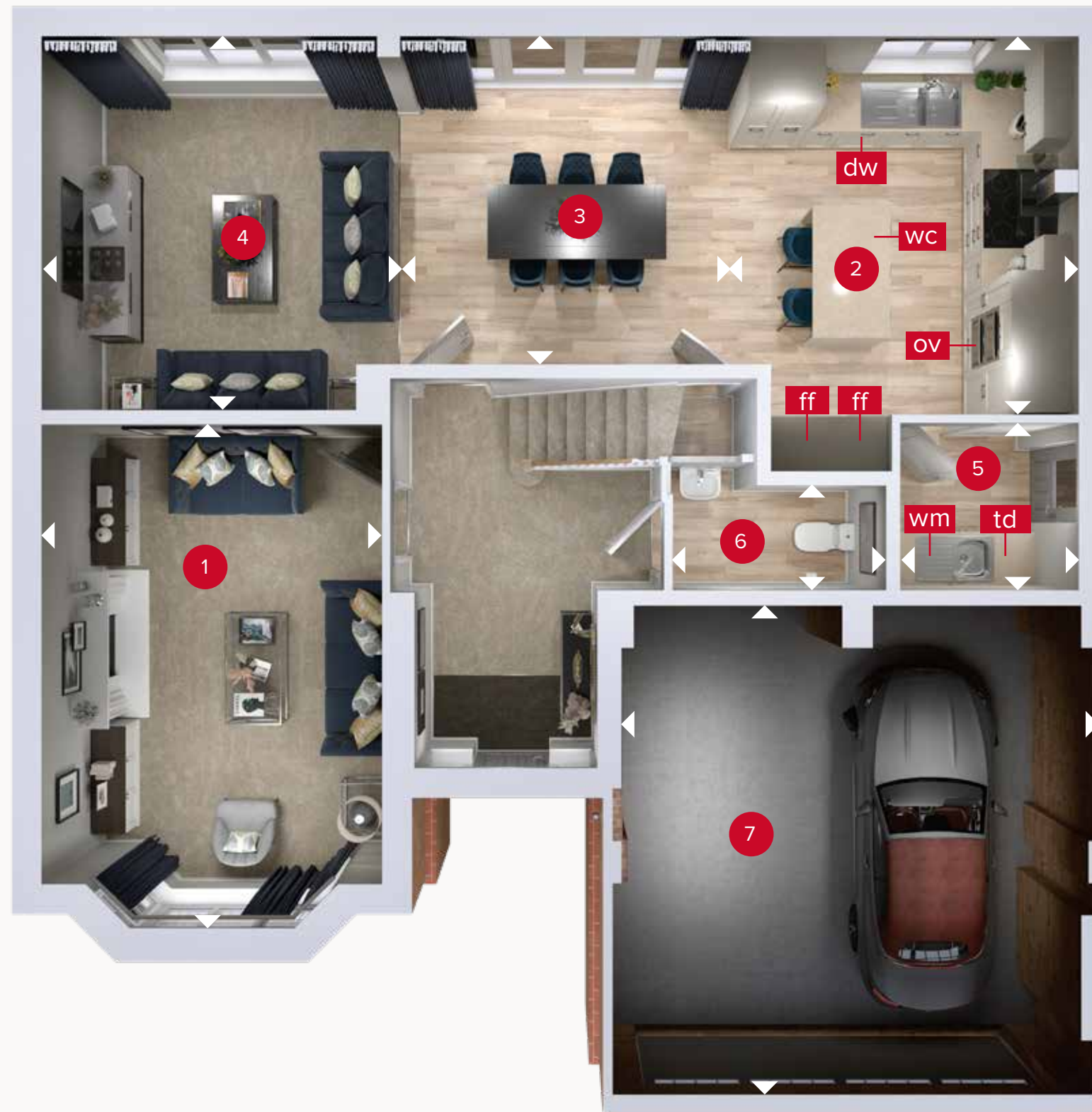
THE HENLEY

GROUND FLOOR

1 Lounge	17'8" x 11'8"	5.37 x 3.57 m
2 Kitchen	13'4" x 11'5"	4.07 x 3.49 m
3 Dining	12'8" x 11'9"	3.86 x 3.57 m
4 Family	13'2" x 12'0"	4.03 x 3.65 m
5 Utility	6'3" x 5'11"	1.90 x 1.79 m
6 Cloaks	7'6" x 3'7"	2.28 x 1.10 m
7 Garage	17'1" x 17'0"	5.21 x 5.19 m

FIRST FLOOR

8 Bedroom 1	16'8" x 11'8"	5.09 x 3.57 m
9 En-suite 1	10'9" x 6'5"	3.28 x 1.94 m
10 Bedroom 2	14'4" x 10'3"	4.37 x 3.11 m
11 En-suite 2	7'5" x 5'4"	2.27 x 1.63 m
12 Bedroom 3	11'11" x 10'0"	3.63 x 3.05 m
13 Bedroom 4	12'5" x 8'6"	3.78 x 2.59 m
14 Bathroom	8'4" x 7'9"	2.54 x 2.37 m



GROUND FLOOR



FIRST FLOOR



14.02.2022

Customers should note this illustration is an example of the Henley house type. All dimensions indicated are approximate and the furniture layout is for illustrative purposes only. Homes may be "handed" (mirror image) versions of the illustrations, and may be detached, semi-detached or terraced. Materials used may differ from plot to plot including render and roof tile colours. Detailed plans and specifications are available for inspection for each plot at our Customer Experience Suite or Sales Centre during working hours and customers must check their individual specifications prior to making a reservation. Please note that the specification show in this plan may include optional upgrades from standard specification. Please speak with your Sales Consultant or visit MyRedrow for more information. EG_HENL_DM.2

▷ Denotes where dimensions are taken from. All wardrobes are subject to site specification. Please see Sales Consultant for further details.

ov - oven
ff - fridge freezer
dw - dishwasher
wm - washing machine space
td - tumble dryer space
wc - wine cooler





HERITAGE

- REDROW -

THE RICHMOND

FOUR BEDROOM DETACHED HOME

 **REDROW**



HERITAGE

- REDROW -

THE RICHMOND


FOUR BEDROOM DETACHED HOME

 **REDROW**

THE RICHMOND



GROUND FLOOR



FIRST FLOOR

GROUND FLOOR

1	Lounge	17'7" x 12'10"	5.35 x 3.90 m
2	Family	14'0" x 11'3"	4.28 x 3.42 m
3	Dining	11'3" x 11'3"	3.43 x 3.42 m
4	Kitchen	15'5" x 14'3"	4.69 x 4.35 m
5	Utility	11'3" x 5'3"	3.42 x 1.60 m
6	Cloaks	5'6" x 3'8"	1.68 x 1.12 m
7	Garage	17'9" x 16'6"	5.41 x 5.03 m

FIRST FLOOR

8	Bedroom 1	14'8" x 12'10"	4.46 x 3.90 m
9	En-suite 1	7'9" x 7'2"	2.37 x 2.17 m
10	Wardrobe	7'2" x 6'9"	2.17 x 2.06 m
11	Bedroom 2	12'5" x 11'5"	3.78 x 3.49 m
12	En-suite 2	8'9" x 4'2"	2.66 x 1.28 m
13	Bedroom 3	11'7" x 9'8"	3.54 x 2.93 m
14	Bedroom 4	11'5" x 9'0"	3.47 x 2.74 m
15	Bathroom	10'10" x 6'1"	3.30 x 1.86 m



09.02.2023

Customers should note this illustration is an example of the Richmond house type. All dimensions indicated are approximate and the furniture layout is for illustrative purposes only. Homes may be "handed" (mirror image) versions of the illustrations, and may be detached, semi-detached or terraced. Materials used may differ from plot to plot including render and roof tile colours. Detailed plans and specifications are available for inspection for each plot at our Customer Experience Suite or Sales Centre during working hours and customers must check their individual specifications prior to making a reservation. Please note that the specification show in this plan may include optional upgrades from standard specification. Please speak with your Sales Consultant or visit MyRedrow for more information. EG_RICH_DM.2

▷ Denotes where dimensions are taken from. All wardrobes are subject to site specification. Please see Sales Consultant for further details.

ov - oven
ff - fridge freezer
dw - dishwasher

wm - washing machine space
td - tumble dryer space
wc - wine cooler





HERITAGE

- REDROW -

THE SHAFTESBURY

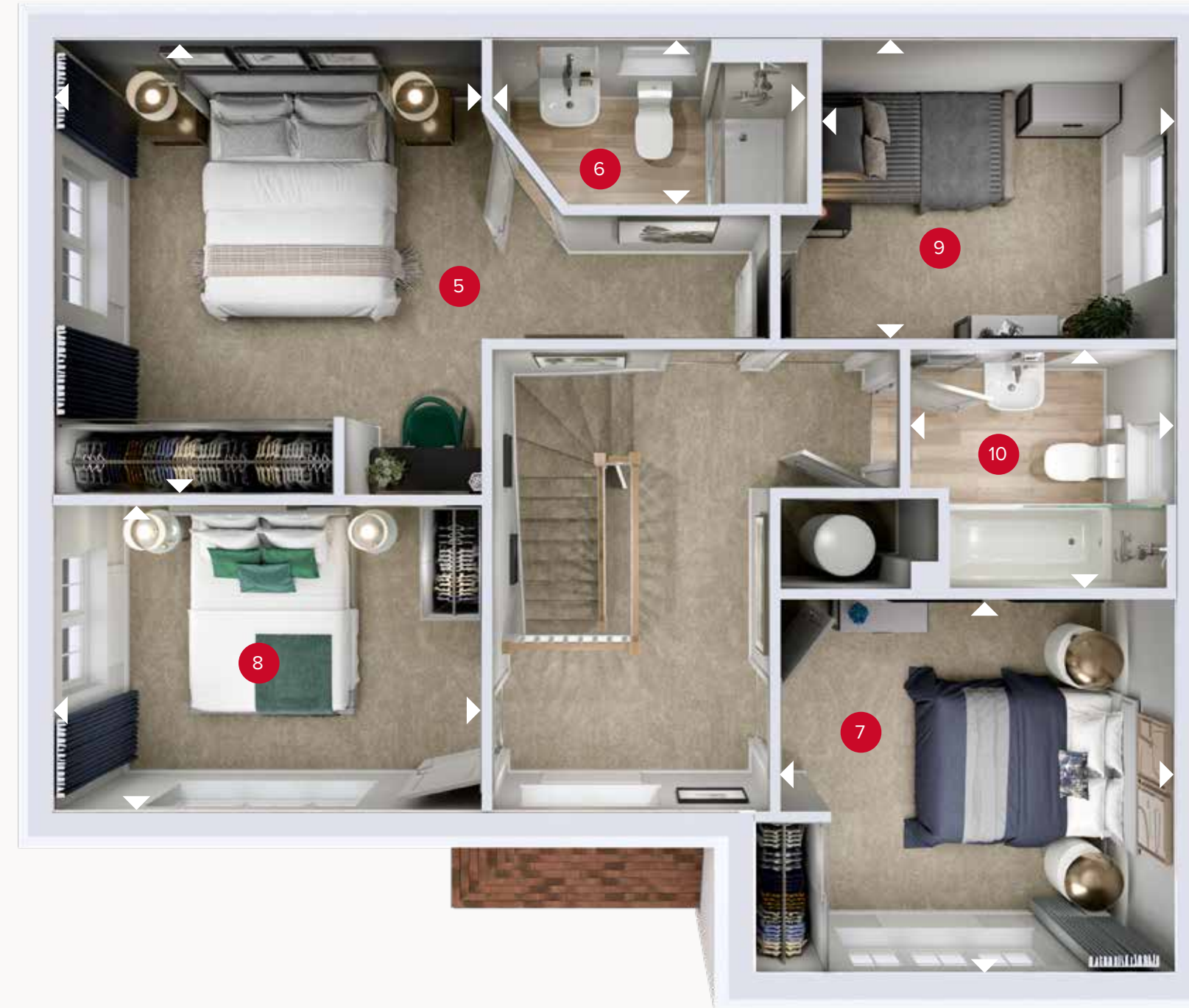
FOUR BEDROOM DETACHED HOME

 **REDROW**

THE SHAFTESBURY



GROUND FLOOR



FIRST FLOOR

GROUND FLOOR

1	Kitchen/Dining/ Family	25'4" x 11'9"	7.73 x 3.57 m
2	Lounge	20'11" x 11'8"	6.38 x 3.56 m
3	Cloaks	6'6" x 3'4"	1.99 x 0.97 m
4	Utility	6'6" x 5'9"	1.99 x 1.79 m

FIRST FLOOR

5	Bedroom 1	12'3" x 11'11"	3.74 x 3.62 m
6	En-suite	8'6" x 4'5"	2.58 x 1.35 m
7	Bedroom 2	11'0" x 10'0"	3.35 x 3.05 m
8	Bedroom 3	11'11" x 8'4"	3.62 x 2.55 m
9	Bedroom 4	9'10" x 8'1"	3.01 x 2.45 m
10	Bathroom	7'5" x 6'9"	2.26 x 2.05 m



21.03.2023

Customers should note this illustration is an example of the Shaftesbury house type. All dimensions indicated are approximate and the furniture layout is for illustrative purposes only. Homes may be "handed" (mirror image) versions of the illustrations, and may be detached, semi-detached or terraced. Materials used may differ from plot to plot including render and roof tile colours. Detailed plans and specifications are available for inspection for each plot at our Customer Experience Suite or Sales Centre during working hours and customers must check their individual specifications prior to making a reservation. Please note that the specification show in this plan may include optional upgrades from standard specification. Please speak with your Sales Consultant or visit MyRedrow for more information. EG_SHAFT_DM.2

▷ Denotes where dimensions are taken from. All wardrobes are subject to site specification. Please see Sales Consultant for further details.

ov - oven
ff - fridge freezer
dw - dishwasher

wm - washing machine space
td - tumble dryer space





HERITAGE

- REDROW -

THE STRATFORD

FOUR BEDROOM DETACHED HOME

 **REDROW**


THE STRATFORD

GROUND FLOOR


1	Lounge	16'4" x 11'6"	4.97 x 3.51 m
2	Family/ Kitchen/ Dining	19'5" x 14'11"	5.93 x 4.54 m
3	Cloaks	7'3" x 3'6"	2.20 x 1.07 m

FIRST FLOOR

4	Bedroom 1	14'4" x 10'7"	4.36 x 3.24 m
5	En-suite	7'4" x 4'7"	2.24 x 1.39 m
6	Bedroom 2	12'0" x 9'11"	3.66 x 3.02 m
7	Bedroom 3	9'3" x 7'10"	2.81 x 2.38 m
8	Bedroom 4	8'7" x 7'3"	2.60 x 2.20 m
9	Bathroom	6'9" x 5'9"	2.05 x 1.76 m



GROUND FLOOR



FIRST FLOOR



Customers should note this illustration is an example of the Stratford house type. All dimensions indicated are approximate and the furniture layout is for illustrative purposes only. Homes may be 'handed' (mirror image) versions of the illustrations, and may be detached, semi-detached or terraced. Materials used may differ from plot to plot including render and roof tile colours. Detailed plans and specifications are available for inspection for each plot at our Customer Experience Suite or Sales Centre during working hours and customers must check their individual specifications prior to making a reservation. Please note that the specification show in this plan may include optional upgrades from standard specification. Please speak with your Sales Consultant or visit MyRedrow for more information. EG_STRA_DM.2

▷ Denotes where dimensions are taken from. All wardrobes are subject to site specification. Please see Sales Consultant for further details.

ov - oven
ff - fridge freezer
dw - dishwasher space
wm - washing machine space
td - tumble dryer space



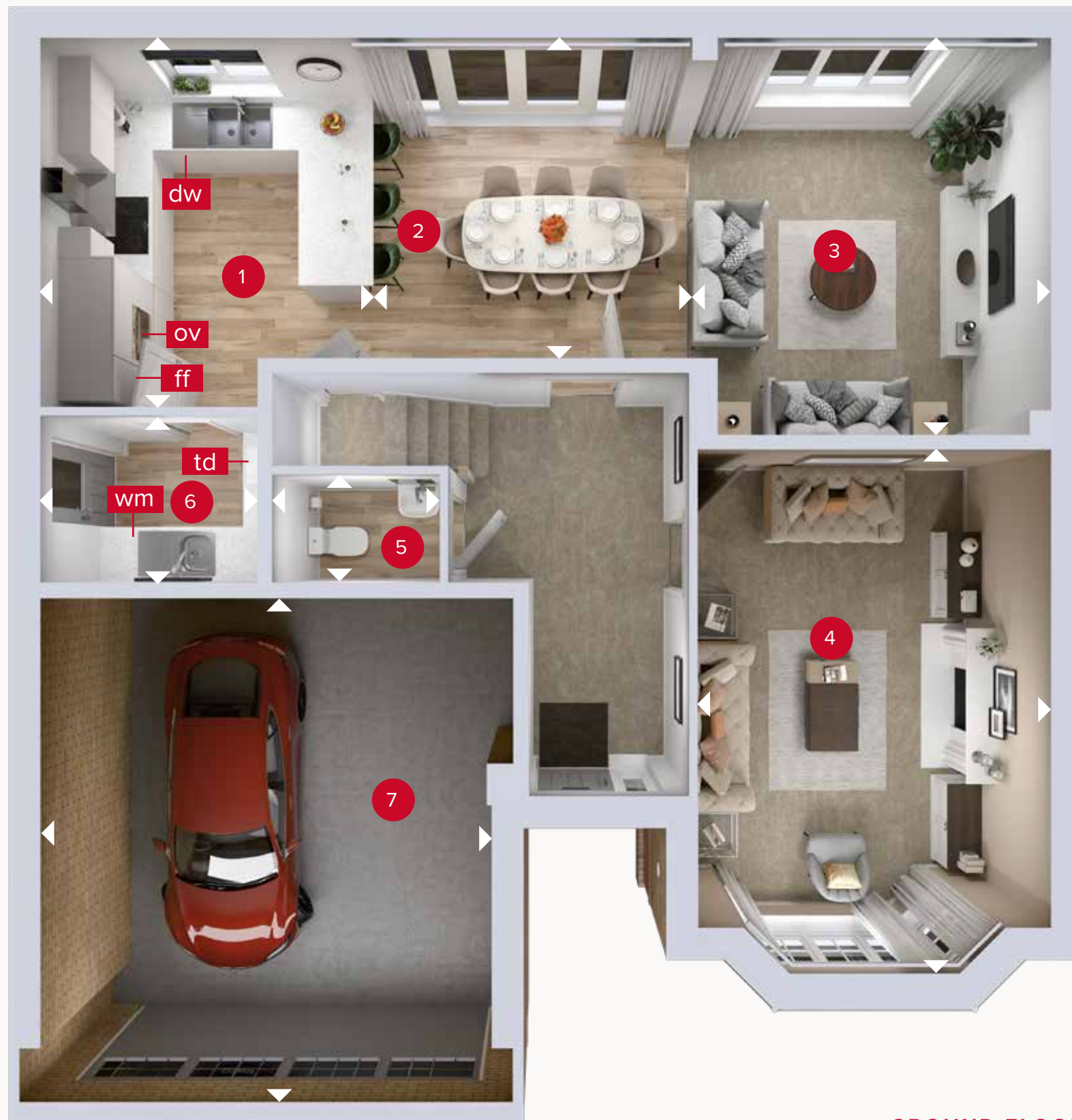
HERITAGE
- REDROW -

THE HAMPSTEAD

FIVE BEDROOM DETACHED HOME

 **REDROW**

THE HAMPSTEAD



GROUND FLOOR



FIRST FLOOR

GROUND FLOOR

1	Kitchen	12'3" x 10'9"	3.74 x 3.28 m
2	Dining	11'7" x 11'1"	3.53 x 3.37 m
3	Family	13'8" x 11'6"	4.16 x 3.50 m
4	Lounge	17'7" x 11'8"	5.35 x 3.56 m
5	Cloaks	5'8" x 3'7"	1.72 x 1.09 m
6	Utility	7'3" x 6'0"	2.20 x 1.83 m
7	Garage	16'10" x 15'2"	5.12 x 4.63 m

FIRST FLOOR

8	Bedroom 1	14'10" x 13'2"	4.51 x 4.01 m
9	En-suite 1	7'8" x 6'0"	2.34 x 1.83 m
10	Bedroom 2	10'11" x 10'2"	3.32 x 3.11 m
11	En-suite 2	7'7" x 4'6"	2.30 x 1.36 m
12	Bedroom 3	14'9" x 10'6"	4.49 x 3.21 m
13	Bedroom 4	11'3" x 9'9"	3.43 x 2.98 m
14	Bedroom 5/Study	11'3" x 7'9"	3.43 x 2.37 m
15	Bathroom	9'7" x 7'3"	2.91 x 2.20 m



Customers should note this illustration is an example of the Hampstead house type. All dimensions indicated are approximate and the furniture layout is for illustrative purposes only. Homes may be "handed" (mirror image) versions of the illustrations, and may be detached, semi-detached or terraced. Materials used may differ from plot to plot including render and roof tile colours. Detailed plans and specifications are available for inspection for each plot at our Customer Experience Suite or Sales Centre during working hours and customers must check their individual specifications prior to making a reservation. Please note that the specification show in this plan may include optional upgrades from standard specification. Please speak with your Sales Consultant or visit MyRedrow for more information. EG_HAMP_DM.2

▷ Denotes where dimensions are taken from. All wardrobes are subject to site specification. Please see Sales Consultant for further details.

ov - oven
ff - fridge freezer
dw - dishwasher
wm - washing machine space
td - tumble dryer space

SKILFUL EXECUTION

Quality is never an accident, it is always the result of high attention to detail. It represents the wise choice of many alternatives.



HERITAGE

- REDROW -

HAMLET PARK

House specification for homes
under 1500sq ft



PLAN YOUR DREAM HOME



KITCHEN & UTILITY

Kitchen Styles

Exclusive kitchen designs. Please see latest kitchen styles offered on My Redrow or Sales Consultant for details. Subject to build stage.

Upstand

To match above worktops with stainless steel splashback behind hob.

Under Wall Unit

LED downlights provided (where shown on kitchen layout). See drawings for details.

Sink

Kitchen stainless steel bowl and a half sink with mixer tap. Single bowl sink to utility room. Please refer to drawing details.


Appliances AEG / Electrolux / Zanussi

Hob 60cm with 4 heat zones

Double oven

60cm chimney extract

Integrated 50/50 fridge/freezer



INTERIOR

Walls

Crown white emulsion paint finish.

Ceilings

Flat finish with Crown white emulsion paint decoration.

Internal Doors

"Cambridge" 2 panel internal moulded door.

Internal Door Furniture

Polished chrome effect door furniture.

TV Point

Located as follows: one in lounge and one in bedroom. See layout for details.

Underfloor Heating

Within screeded floors on ground level.

Phone Point

1 point in the lounge. Fittings to match electrical accessories as indicated on the drawings. Refer to Sales Consultant for details.

Central Heating

Air Source Heat Pump - Refer to Sales Consultant for details.

Radiators

Myson radiators to upper floors.

Electrical Sockets / Switch Plates

Low profile white electrical switch and socket plates together with pendant and batten lighting points. See electrical layout drawings for details.

OUR LUXURY
SPECIFICATIONS
ARE CAREFULLY
CONSIDERED
**AND BEAUTIFULLY
DESIGNED TO MAKE
THE MOST OF YOUR
NEW HOME**



BATHROOM, EN-SUITE & CLOAKROOM

Bathroom / En-suite & Cloakroom Styles

Ideal Standard in White finish.

Bathroom / En-suite & Cloakroom Basin

Ideal Standard or corner basin with chrome trap.
Please refer to drawings to confirm basin design.

WC

Ideal standard close coupled back-to-wall pan with
dual flush cistern.

Bath

Ideal standard Tempo Arc bath with Meridian Isocore
bath panel.

Brassware

Ideal Standard single lever tap.

Wall Tiles

Choice of wall tiles to bathroom, en-suite and
cloakroom. See My Redrow for details.
Subject to build stage.

Towel Warmer

Dual fuel towel warmer in chrome effect finish to
bathroom and en-suite.

Shower Over Bath

Shower valve and screen to be provided above
bath where there is no separate shower enclosure
in the bathroom.

Shower Valve


Aqualisa shower valve.

Shaver Sockets

In bathroom and en-suite where applicable

Mirrors

To be fitted above bathroom and en-suite wash
basins where applicable. See Sales consultant
for details.



EXTERIOR

External Doors

Front

GRP door with patterned glass. Style of door to be as indicated on house plan, frame to be uPVC.

Rear

GRP door with patterned obscured glass, finished internally and externally in white.

Security

Multi point locking system to front and rear doors of house.

External Front Lights

Coach down lantern.
Downlight where entrance is recessed.

Garage

To specific plots, see Sales Consultant for more information.

Garage Doors

Hörmann "Ilkley" style steel up & over to front.
Door finish to be painted to match front door colour.

Power to Garage

Double power point and lighting pendant (to properties with an integral garage and where garage lies within the curtilage of the property).

Car Charging Points

Car Chargers to every home - see Sales Consultant for details and location.

Garden

External Fencing – Refer to layouts.

External Fencing / Gates

Side & Rear – Vertical boarding 1.8m high.

Gate – 1.8 High timber gate.

Paving – Buff riven faced flags as indicated on drawing.

Turfing – Turf to front gardens. Refer to layout or Sales Consultant for landscaping details.

Top Soil – To rear gardens.

Outside Tap – Refer to drawing for location.

HERITAGE

- REDROW -

HAMLET PARK

House specification for homes
over 1500sq ft



PLAN YOUR DREAM HOME



KITCHEN & UTILITY

Kitchen Styles

Exclusive kitchen designs. Please see latest kitchen styles offered on My Redrow or Sales Consultant for details. Subject to build stage.

Upstand

To match above worktops with stainless steel splashback behind hob.

Under Wall Unit

LED downlights provided (where shown on kitchen layout). See drawings for details.

Sink

Kitchen stainless steel double bowl sink with mixer tap. Single bowl sink to utility room. Please refer to drawing for details.


Appliances AEG / Electrolux / Zanussi

80cm / 90cm Hob

Double oven

80cm / 90cm chimney extract

2x 50/50 fridge freezer split next to each other excluding Hampstead house type. See sales consultant for details.



INTERIOR

Walls

Crown white emulsion paint finish.

Ceilings

Flat finish with Crown white emulsion paint decoration.

Internal Doors

"Cambridge" 2 panel internal moulded door.

Internal Door Furniture

Polished chrome effect door furniture.

TV Point

Located as follows: one in lounge and one in bedroom. See layout for details.

Underfloor Heating

To be installed within screeded floors on the ground.

Wardrobe

Wardrobes to bed 1 only on properties over 1600sq ft. House type specific. See Sales Consultant for details.

Phone Point

1 point in the lounge. Fittings to match electrical accessories as indicated on the drawings. Refer to Sales Consultant for details.

Central Heating

Air Source Heat Pump - Refer to Sales Consultant for details.

Radiators

Myson radiators to upper floors.

Electrical Sockets / Switch Plates

Low profile white electrical switch and socket plates together with pendant and batten lighting points. See electrical layout drawings for details.

OUR LUXURY
SPECIFICATIONS
ARE CAREFULLY
CONSIDERED
**AND BEAUTIFULLY
DESIGNED TO MAKE
THE MOST OF YOUR
NEW HOME**



BATHROOM, EN-SUITE & CLOAKROOM

Bathroom / En-suite & Cloakroom Styles

Ideal Standard in White finish.

Bathroom / En-suite & Cloakroom Basin

Ideal Standard or corner basin with chrome trap.
Please refer to drawings to confirm basin design.

WC

Ideal standard close coupled back-to-wall pan with
dual flush cistern.

Bath

Ideal standard Tempo cube bath with Meridian Isocore
bath panel.

Brassware

Ideal Standard single lever tap.

Wall Tiles

Choice of wall tiles to bathroom, en-suite and
cloakroom. See My Redrow for details.
Subject to build stage.

Towel Warmer

Dual fuel towel warmer in chrome effect finish to
bathroom and en-suite.

Shower Over Bath

Shower valve and screen to be provided above
bath where there is no separate shower enclosure
in the bathroom.

Shower Valve

Aqualisa shower valve.

Shaver Sockets

In bathroom and en-suite where applicable

Mirrors

To be fitted above bathroom and en-suite wash
basins where applicable. See Sales consultant
for details.



EXTERIOR

External Doors

Front

GRP door with patterned glass. Style of door to be as indicated on house plan, frame to be uPVC.

Rear

GRP door with patterned obscured glass, finished internally and externally in white.

Security

Multi point locking system to front and rear doors of house.

External Front Lights

Coach down lantern.
Downlight where entrance is recessed.

Garage

To specific plots, see Sales Consultant for more information.

Garage Doors

Hörmann "Ilkley" style steel up & over to front.
Door finish to be painted to match front door colour.

Power to Garage

Double power point and lighting pendant (to properties with an integral garage and where garage lies within the curtilage of the property).

Car Charging Points

Car Chargers to every home - see Sales Consultant for details and location.

Garden

External Fencing – Refer to layouts.

External Fencing / Gates

Side & Rear – Vertical boarding 1.8m high.

Gate – 1.8 High timber gate.

Paving – Buff riven faced flags as indicated on drawing.

Turfing – Turf to front gardens. Refer to layout or Sales Consultant for landscaping details.

Turfing – Turf to rear gardens on properties over 1600sq ft. Property specific. See Sales Consultant for details.

Top Soil – To rear gardens.

Outside Tap – Refer to drawing for location.

OUR COMMITMENT TO HOME-BUYERS

Customer charter

At Redrow, we're committed to delivering a quality service throughout the whole home-buying process and beyond. This Customer Charter sets out our commitment to you, our customer.

Full details of our services will be provided to you when you reserve your new Redrow home. We will also comply with the requirements of the New Homes Quality Code, which is displayed in our Customer Experience Suites and Sales Centres. A copy of the Code is also on our website at www.redrow.co.uk

- Please ask a Sales Consultant if you require a printed hard copy.
- We will provide you with full details and clear information about your chosen home.
- We will provide trained and knowledgeable staff to assist you in the home buying process.
- We will be available to answer any questions you may have and will provide you with any relevant contact details.
- We will ensure our services are accessible, meeting differing customer needs to ensure transparency and equality throughout every contact with us.
- We will assist you during the selection of Standard Choices and Optional Extras for your new home.
- We will provide you with health and safety advice to minimise the risk of danger during construction and in the use of your new home after you move in.
- We will provide you with reliable information about the Buildmark Cover, and any other cover from which you may benefit.
- We will keep you fully informed about the completion and occupation of your new home and offer you the ability to visit and view your new home with an accredited person before you move in.
- We will ensure that the functions and facilities of your home are demonstrated to you prior to moving in and that you have access to information to continue to assist with this once you move in.
- We will inform you about the after-sales service we provide. Our aim is to deal effectively and efficiently with both routine service matters and with any emergencies.
- We will provide you with details of who to contact if you believe we have not satisfactorily fulfilled our Charter commitments.
- We will always treat our customers with respect and civility and ask that you show our colleagues and working partners the same courtesy. Where necessary to protect our colleagues, we are within our rights to take action which may include limiting or ceasing communication.



OUR REQUIREMENTS AS HOME-BUILDERS

The New Homes Quality Code: Statement of Principles

This **Statement of Principles** (the core principles) sets out the main principles which registered developers agree to follow to benefit their customers.

1. FAIRNESS

Treat customers fairly throughout the buying and after-sales process.

2. SAFETY

Carry out and complete work in line with all regulations and requirements that apply to the new home, as set out by the Government, and have the necessary certificates from an appropriately approved body to show they have done this.

3. QUALITY

Complete all work to a high standard in line with all building and other standards and regulations that apply, as well as to the specification for the new home, and make sure that completion does not take place until the new home is complete (see section 2 of this code).

4. SERVICE

Have in place systems, processes and staff training to meet the customer service requirements of the code, and not use high-pressure selling techniques to influence a customer's decision to buy a new home.

5. RESPONSIVENESS

Have in place a reliable after-sales service and effective complaints procedure to make sure responses to customer queries are clear, thorough and provided in good time.

6. TRANSPARENCY

Provide clear and accurate information about buying the new home, including tenure and any costs the customer may have to pay in the future, such as ground rents and service charges.

7. INDEPENDENCE

Make sure that customers know they should appoint independent legal advisers when buying a new home and that they have the right to ask for an independent pre-completion inspection before completion takes place.

8. INCLUSIVITY

Take steps to identify and provide appropriate support to vulnerable customers and make sure the code is available to all customers, including in appropriate formats and languages.

9. SECURITY

Make sure there are reasonable financial arrangements in place, through insurance or otherwise, to meet all their obligations under the code, including repaying deposits when they are due and any financial awards made by the New Homes Ombudsman Service.

10. COMPLIANCE

Meet the requirements of the code and the New Homes Ombudsman Service.





HAMLET PARK



LOWER RAINHAM ROAD, RAINHAM, GILLINGHAM, KENT ME8 7UB

Discover a better way to live
[redrow.co.uk](https://www.redrow.co.uk)