



TAILORED

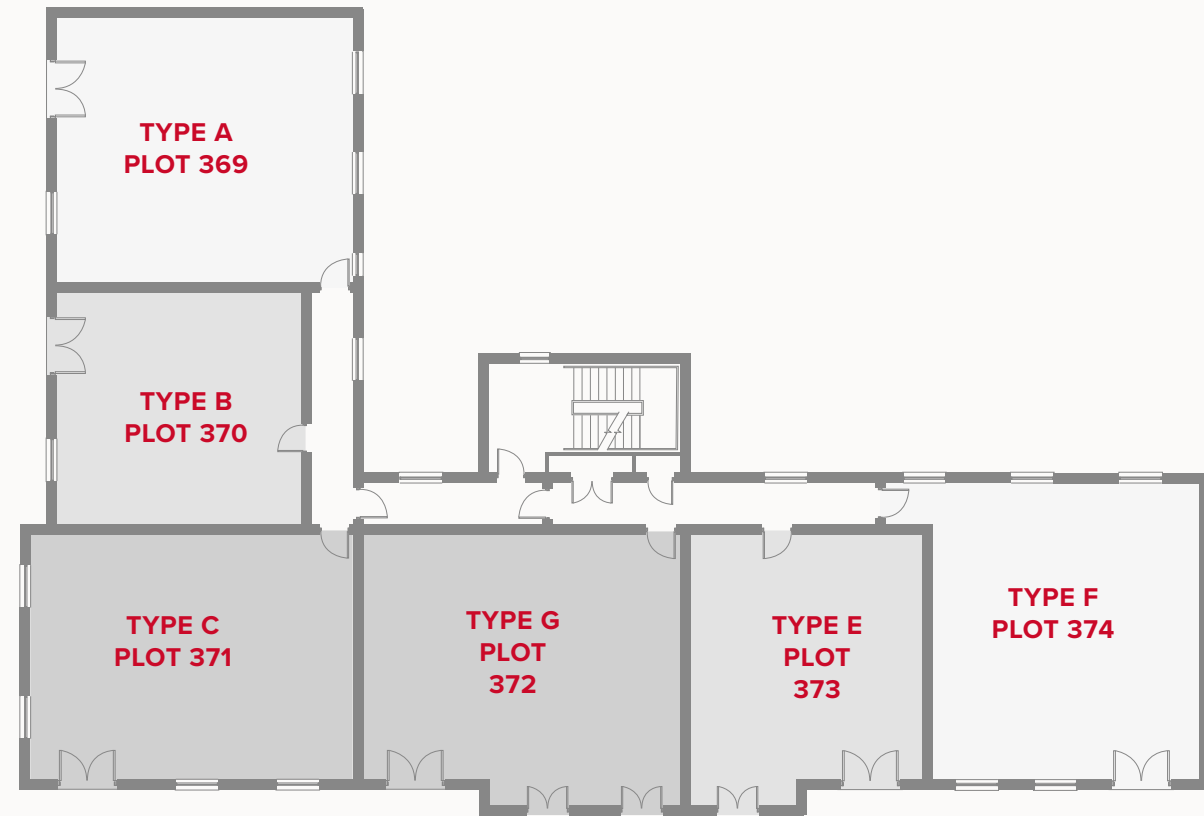
- REDROW -

WATLING HOUSE

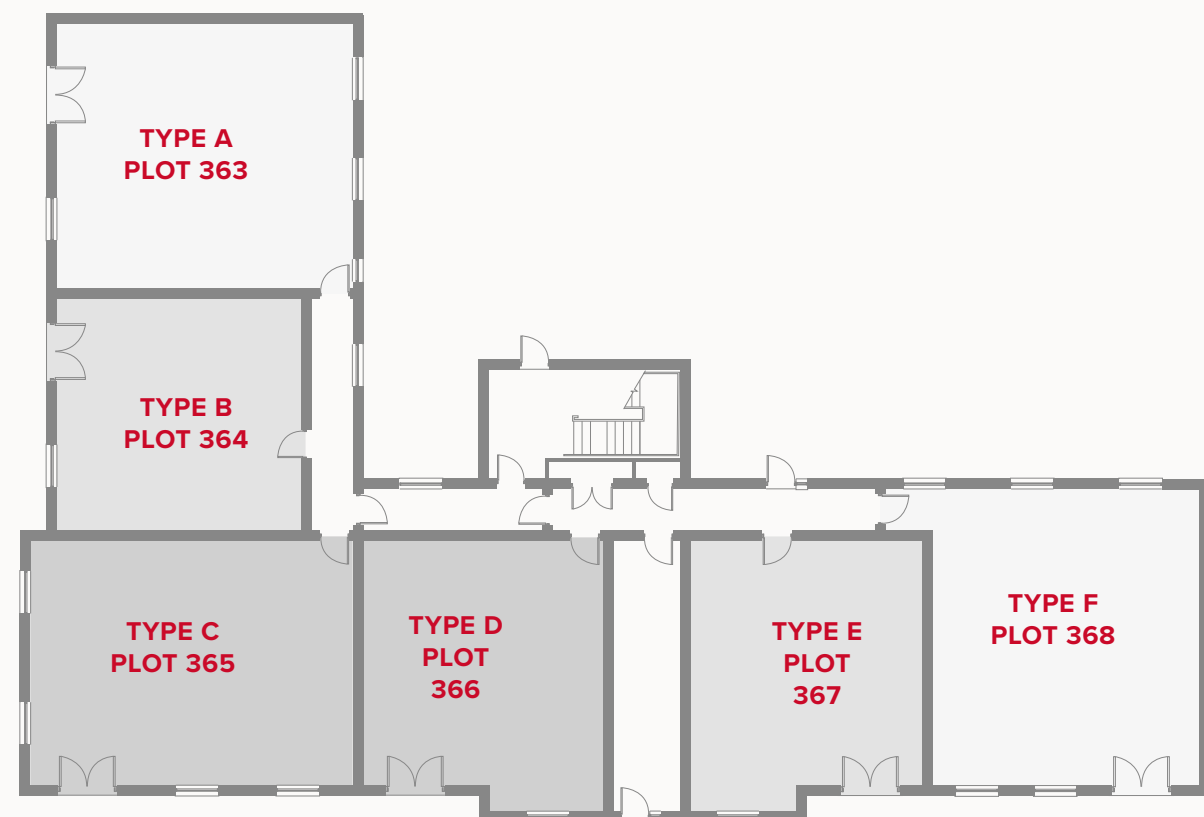
ONE & TWO BEDROOM APARTMENTS



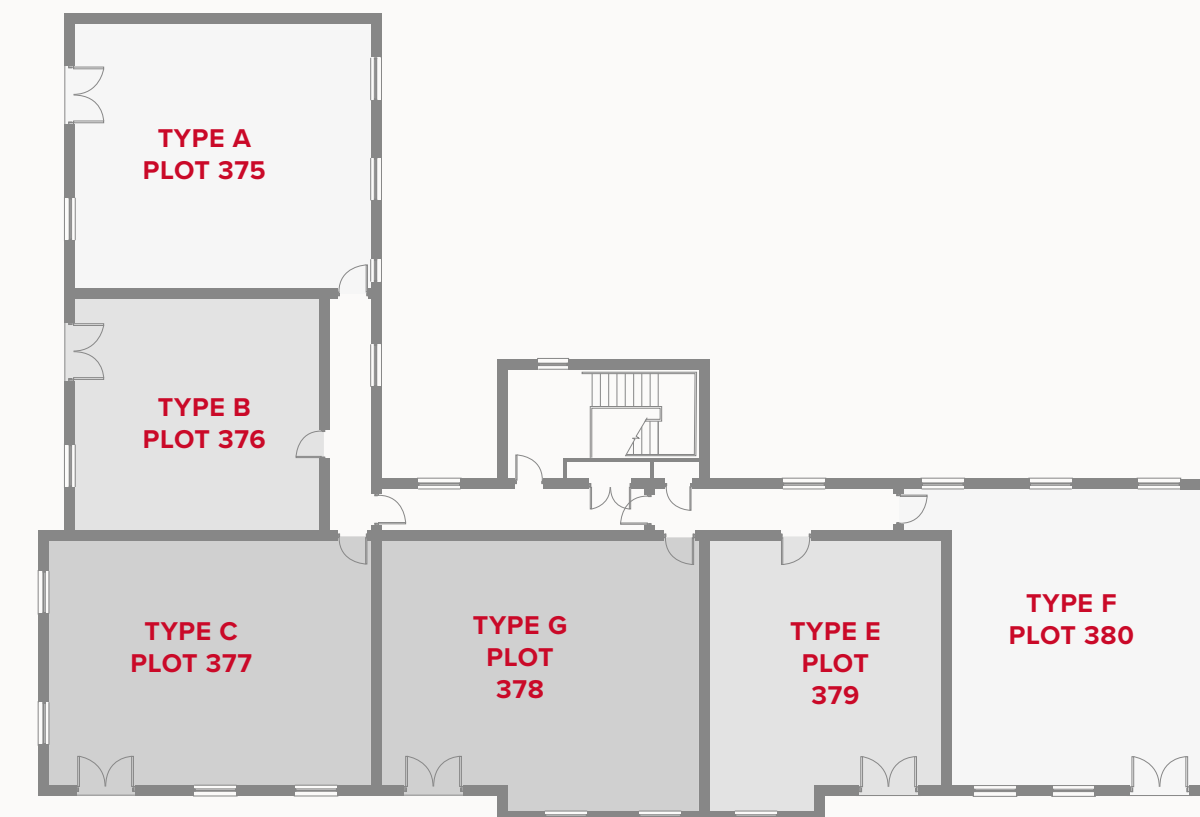
FIRST FLOOR



GROUND FLOOR

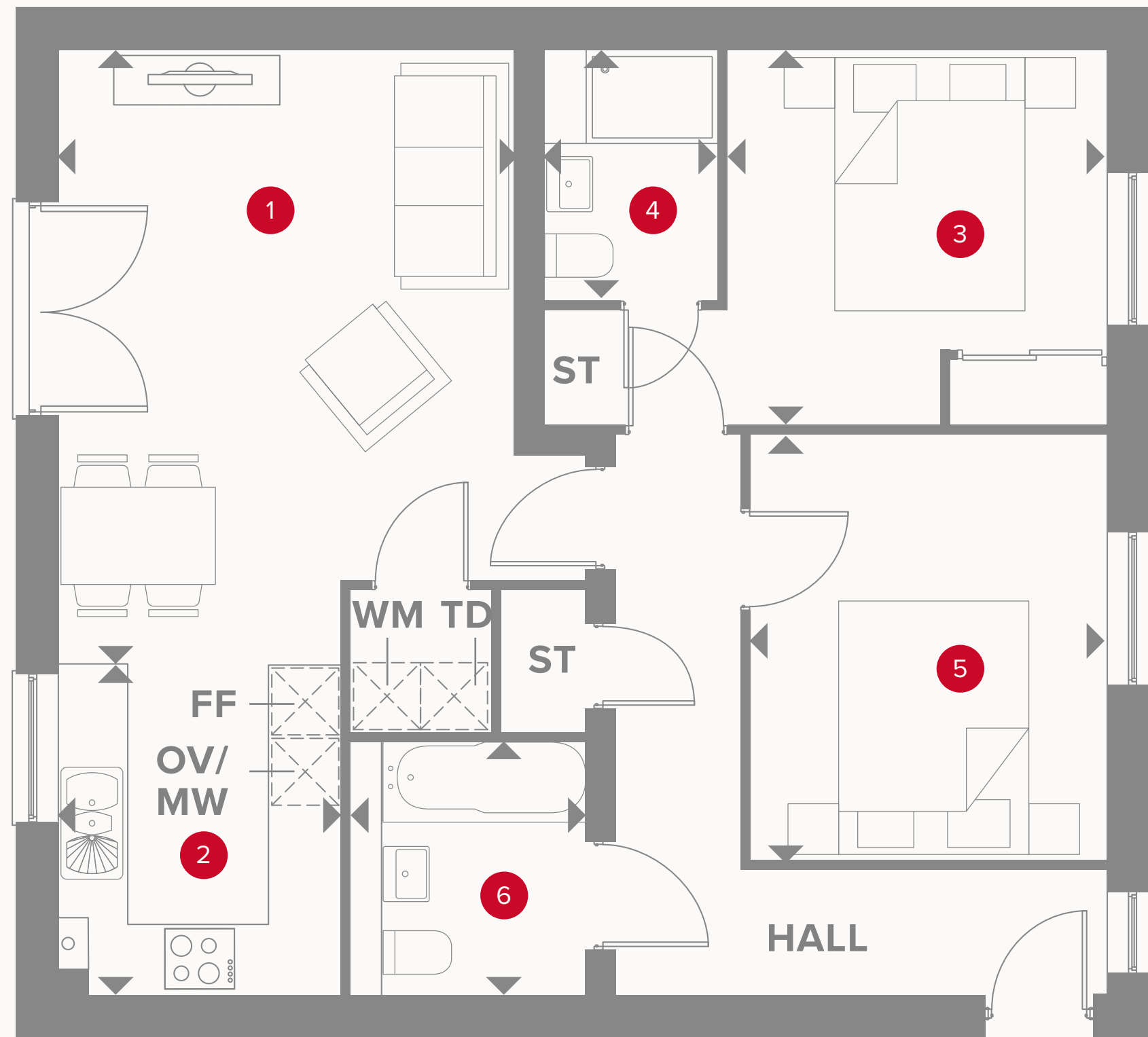


SECOND FLOOR



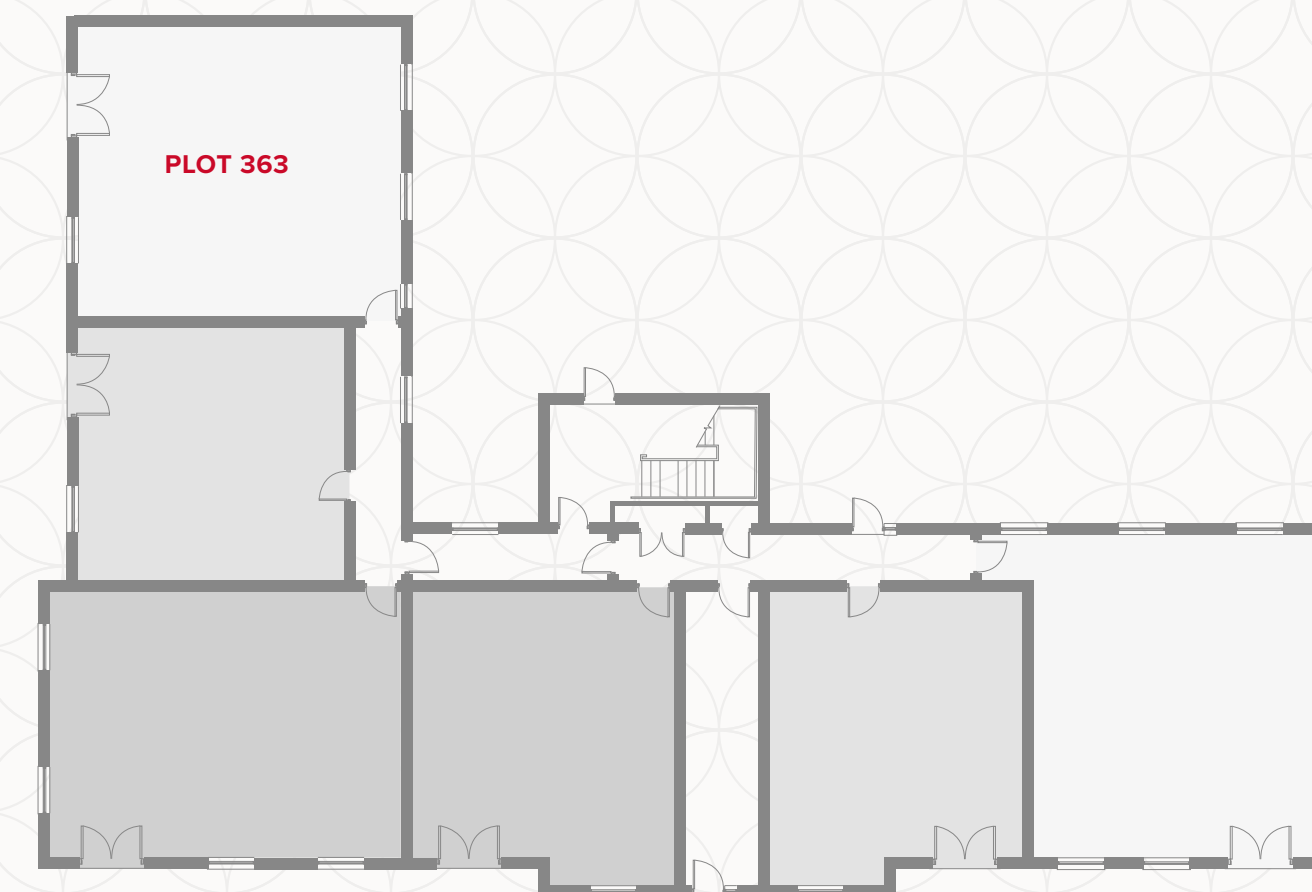
Customers should note this illustration is an example of the Watling House apartments. All dimensions indicated are approximate and the furniture layout is for illustrative purposes only. Homes may be 'handed' (mirror image) versions of the illustrations. Materials used may differ from plot to plot including render and roof tile colours. Detailed plans and specifications are available for inspection for each plot at our Sales Centre during working hours and customers must check their individual specifications prior to making a reservation. All wardrobes are subject to site specification. Please see Sales Consultant for further details.

APARTMENT TYPE A



WATLING HOUSE GROUND FLOOR

1	Lounge/ Dining	14'8" x 12'8"	4.46 x 3.85 m
2	Kitchen	11'7" x 7'11"	3.53 x 2.41 m
3	Bedroom 1	10'9" x 10'4"	3.27 x 3.14 m
4	En-Suite	6'11" x 4"	2.10 x 1.45 m
5	Bedroom 2	12' x 10'1"	3.65 x 3.07 m
6	Bathroom	7'3" x 5'9"	2.21 x 1.75 m



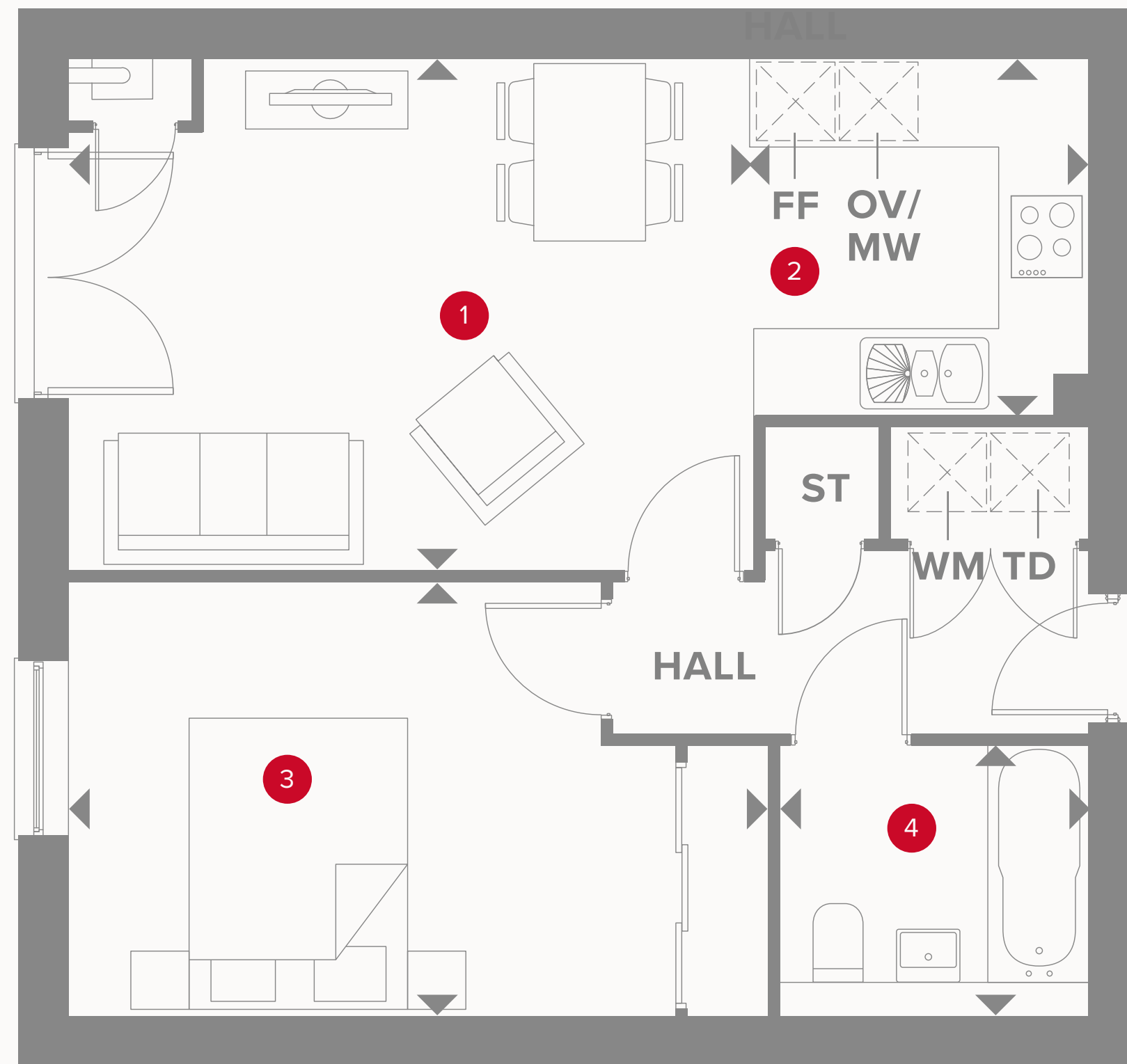
KEY

	Hob		Dimensions start
OV/MW	Oven/Microwave	WD	Washing Dryer
FF	Fridge/freezer	DW	Dishwasher
ST	Storage cupboard	B	Boiler

Customers should note this illustration is an example of the Watling House apartments. All dimensions indicated are approximate and the furniture layout is for illustrative purposes only. Homes may be 'handed' (mirror image) versions of the illustrations. Materials used may differ from plot to plot including render and roof tile colours. Detailed plans and specifications are available for inspection for each plot at our Sales Centre during working hours and customers must check their individual specifications prior to making a reservation. All wardrobes are subject to site specification. Please see Sales Consultant for further details.



APARTMENT TYPE B



WATLING HOUSE GROUND FLOOR

1	Lounge/Dining	16'9" x 12'3"	5.10 x 3.73 m
2	Kitchen	18'4" x 7'4"	2.53 x 2.23 m
3	Bedroom	16'8" x 10'3"	5.06 x 3.12 m
4	Bathroom	7'3" x 5'10"	2.20 x 1.77 m



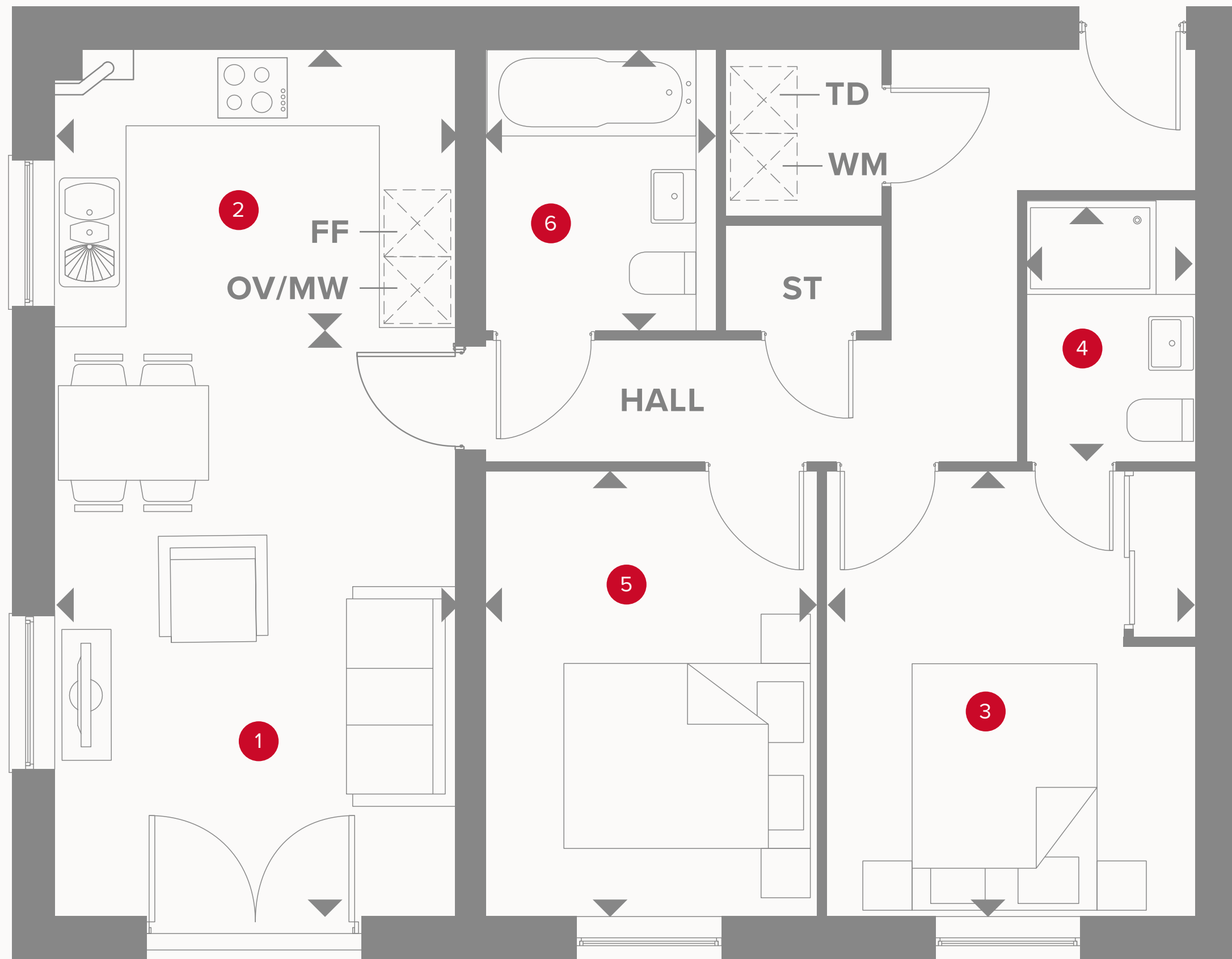
KEY

	Hob		Dimensions start
OV/MW	Oven/Microwave	WD	Washing Dryer
FF	Fridge/freezer	DW	Dishwasher
ST	Storage cupboard	B	Boiler

Customers should note this illustration is an example of the Watling House apartments. All dimensions indicated are approximate and the furniture layout is for illustrative purposes only. Homes may be 'handed' (mirror image) versions of the illustrations. Materials used may differ from plot to plot including render and roof tile colours. Detailed plans and specifications are available for inspection for each plot at our Sales Centre during working hours and customers must check their individual specifications prior to making a reservation. All wardrobes are subject to site specification. Please see Sales Consultant for further details.

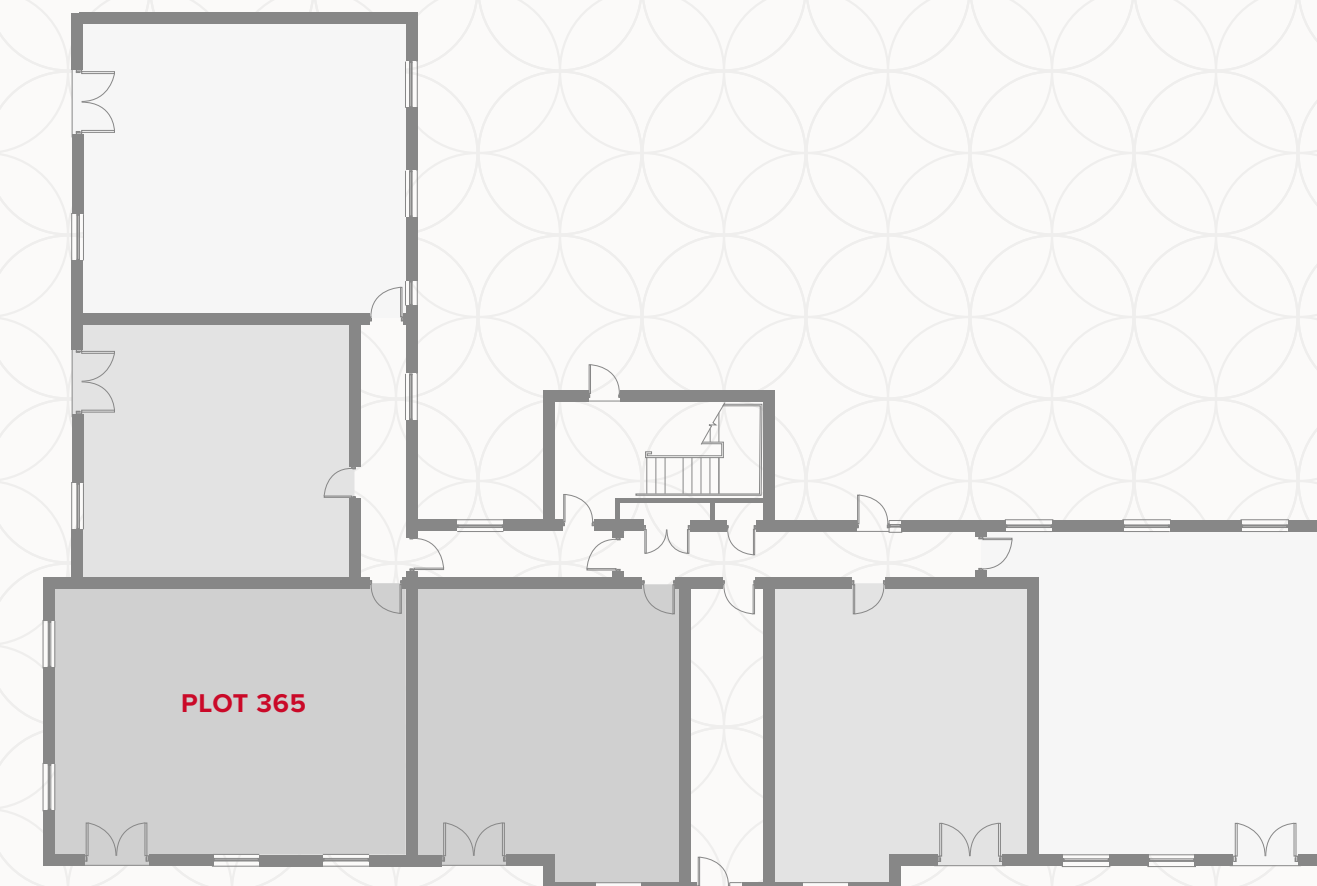


APARTMENT TYPE C



WATLING HOUSE GROUND FLOOR

1	Lounge/Dining	16'5" x 11'2"	5.00 x 3.40 m
2	Kitchen	11'2" x 7'8"	3.40 x 2.33 m
3	Bedroom 1	12'5" x 10'4"	3.79 x 3.15 m
4	En-Suite	7'3" x 4'11"	2.20 x 1.49 m
5	Bedroom 2	12'5" x 9'3"	3.79 x 2.83 m
6	Bathroom	7'9" x 5'10"	2.35 x 1.78 m

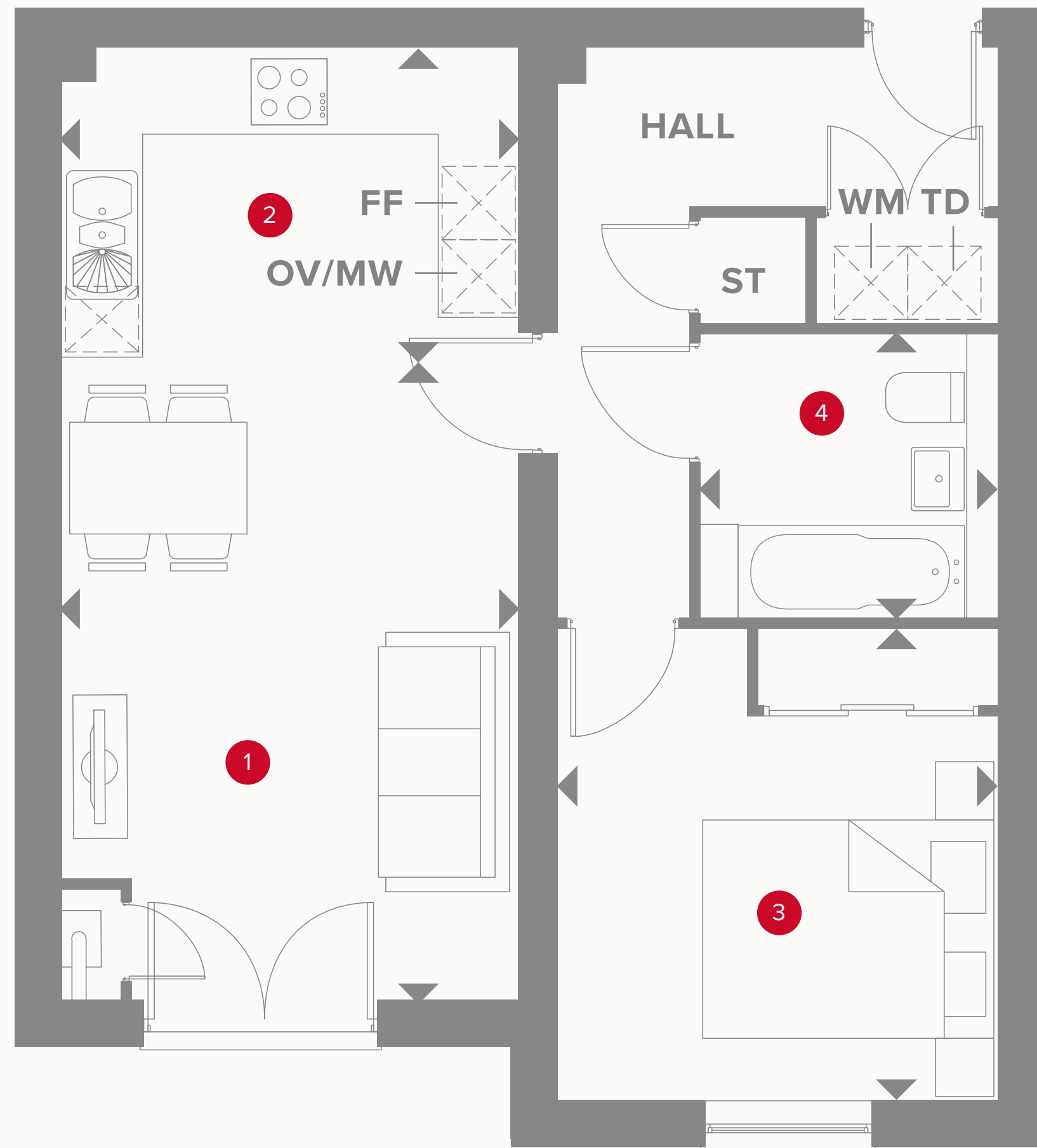


KEY

	Hob		Dimensions start
OV/MW	Oven/Microwave	WD	Washing Dryer
FF	Fridge/freezer	DW	Dishwasher
ST	Storage cupboard	B	Boiler

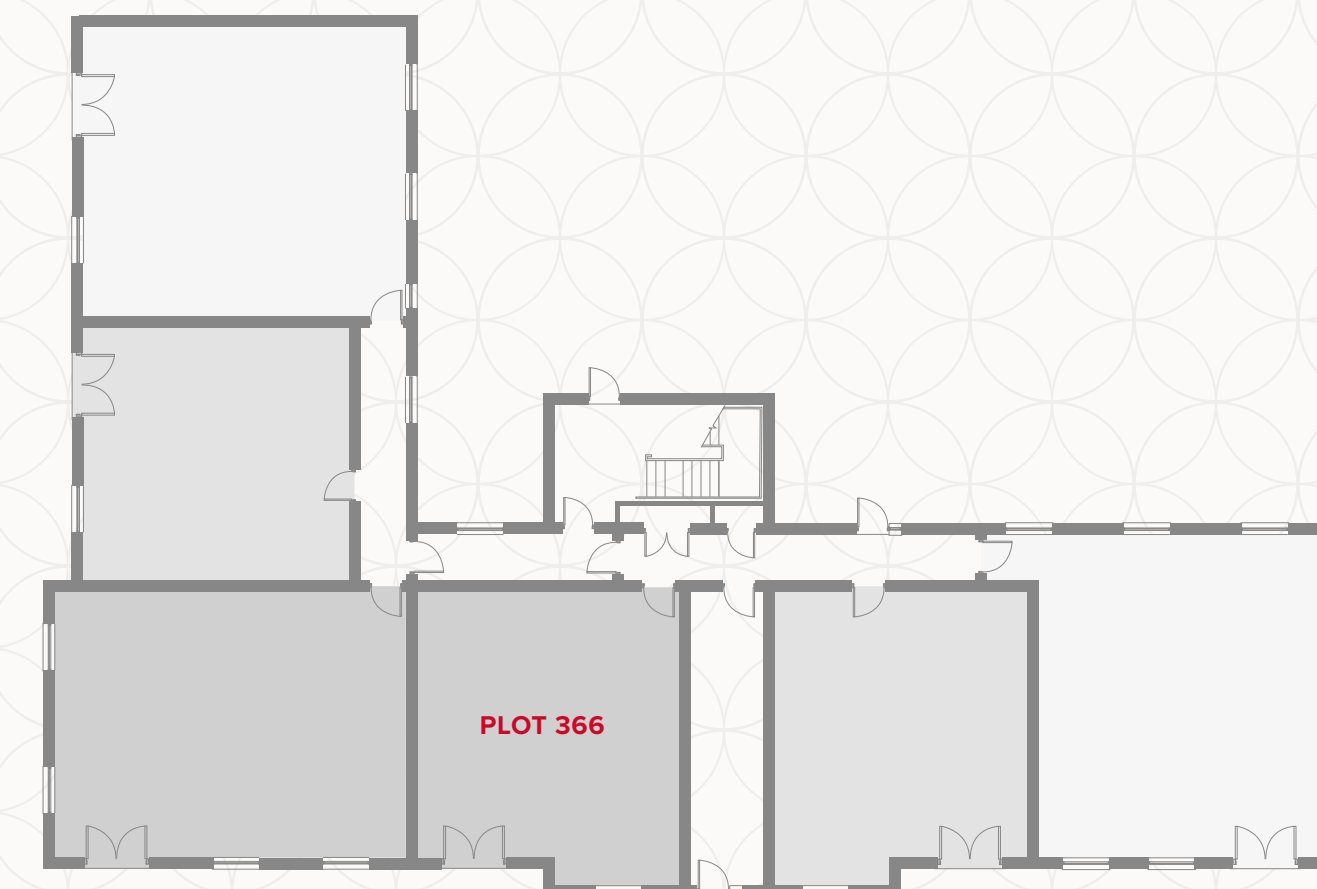
Customers should note this illustration is an example of the Watling House apartments. All dimensions indicated are approximate and the furniture layout is for illustrative purposes only. Homes may be 'handed' (mirror image) versions of the illustrations. Materials used may differ from plot to plot including render and roof tile colours. Detailed plans and specifications are available for inspection for each plot at our Sales Centre during working hours and customers must check their individual specifications prior to making a reservation. All wardrobes are subject to site specification. Please see Sales Consultant for further details.

APARTMENT TYPE D



WATLING HOUSE GROUND FLOOR

1	Lounge/Dining	16'5" x 11'7"	5.00 x 3.51 m
2	Kitchen	11'7" x 7'8"	3.51 x 2.33 m
3	Bedroom	11'11" x 11'3"	3.63 x 3.40 m
4	Bathroom	7'3" x 6'9"	2.20 x 2.06 m

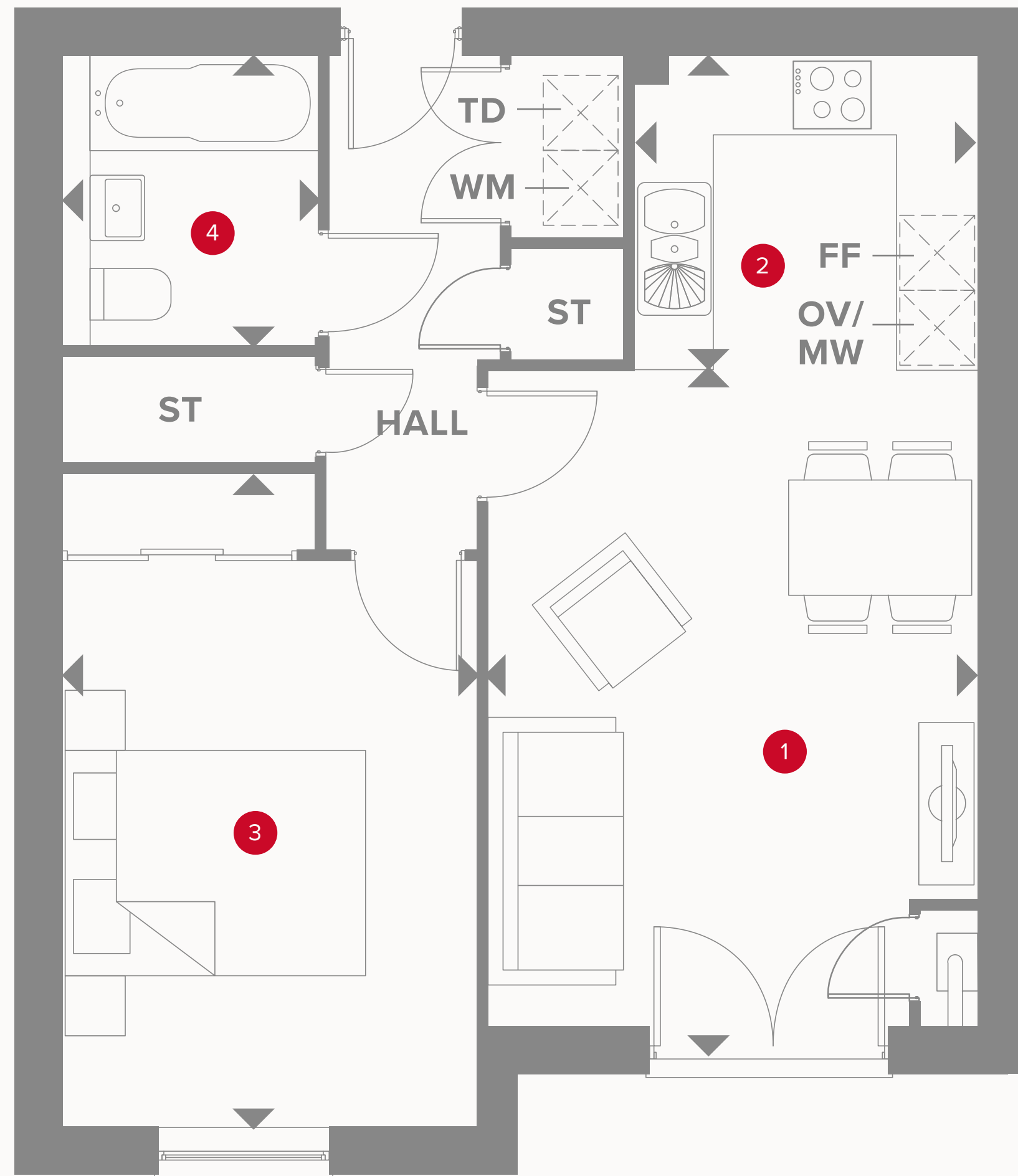


KEY

	Hob		Dimensions start
OV/MW	Oven/Microwave	WD	Washing Dryer
FF	Fridge/freezer	DW	Dishwasher
ST	Storage cupboard	B	Boiler

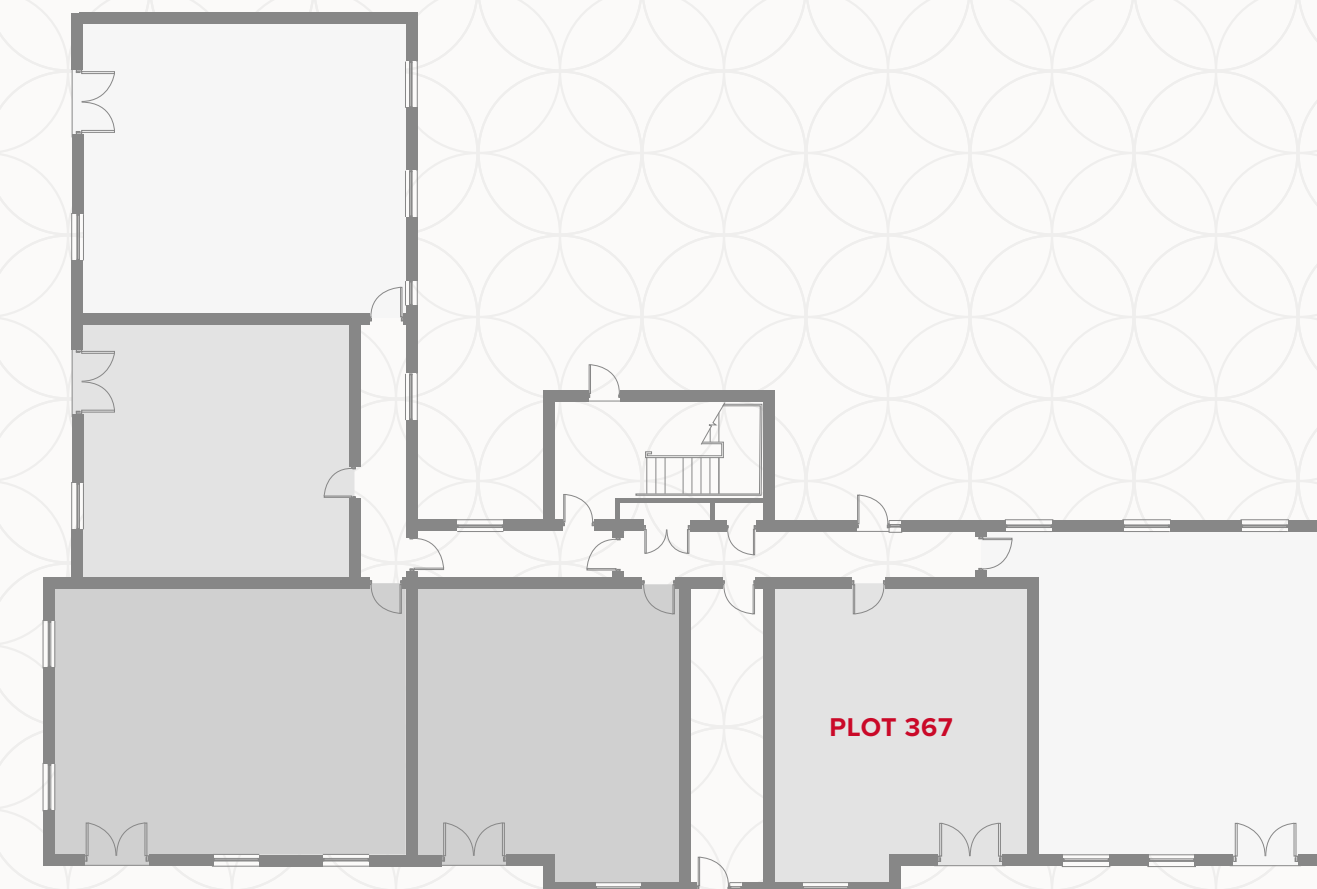
Customers should note this illustration is an example of the Watling House apartments. All dimensions indicated are approximate and the furniture layout is for illustrative purposes only. Homes may be 'handed' (mirror image) versions of the illustrations. Materials used may differ from plot to plot including render and roof tile colours. Detailed plans and specifications are available for inspection for each plot at our Sales Centre during working hours and customers must check their individual specifications prior to making a reservation. All wardrobes are subject to site specification. Please see Sales Consultant for further details.

APARTMENT TYPE E



WATLING HOUSE GROUND FLOOR

1	Lounge/Dining	16'5" x 12'3"	5.00 x 3.72 m
2	Kitchen	8'4" x 7'8"	2.53 x 2.33 m
3	Bedroom	16'5" x 10'4"	4.99 x 3.13 m
4	Bathroom	7'3" x 5'10"	2.20 x 1.77 m

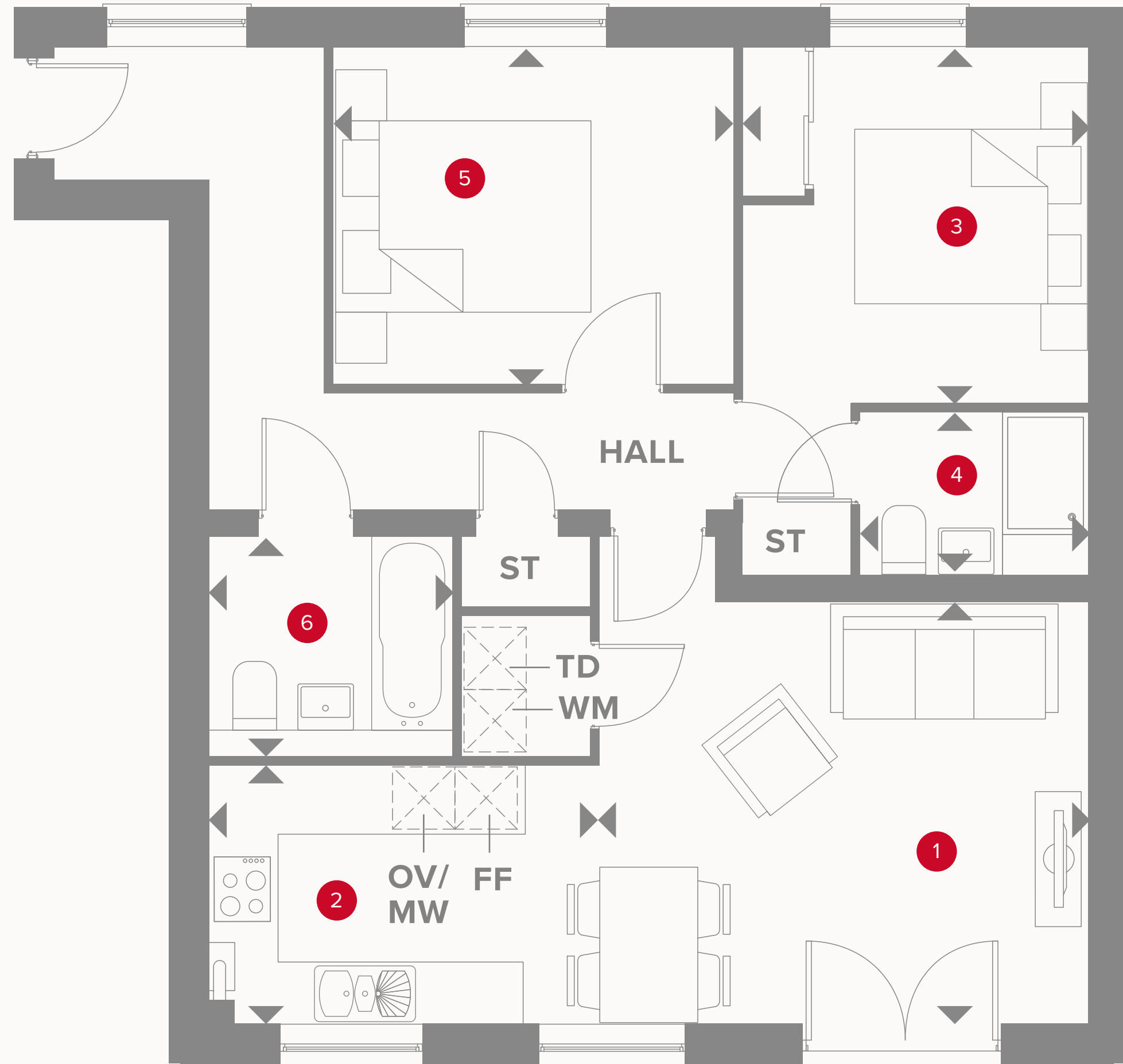


KEY

	Hob		Dimensions start
OV/MW	Oven/Microwave	WD	Washing Dryer
FF	Fridge/freezer	DW	Dishwasher
ST	Storage cupboard	B	Boiler

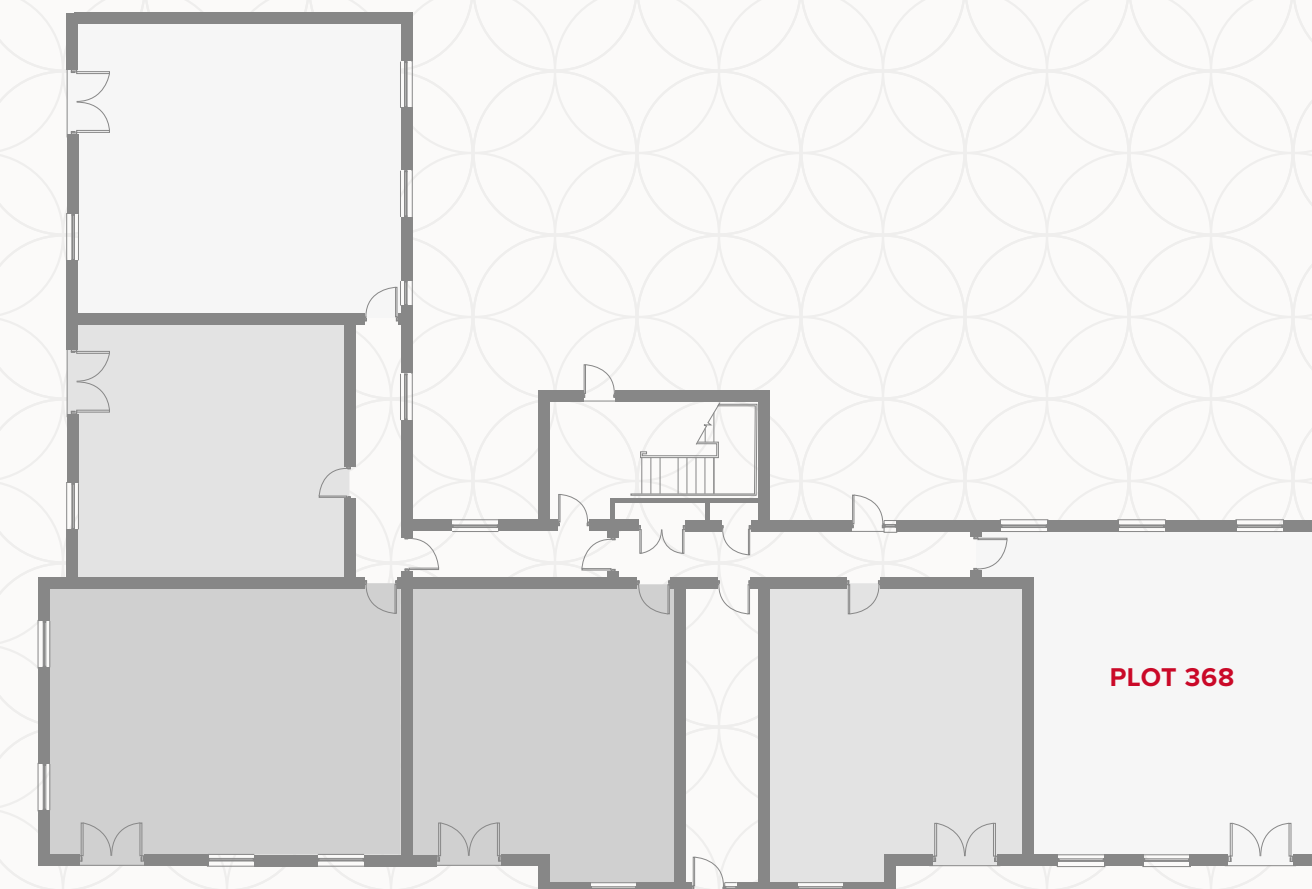
Customers should note this illustration is an example of the Watling House apartments. All dimensions indicated are approximate and the furniture layout is for illustrative purposes only. Homes may be 'handed' (mirror image) versions of the illustrations. Materials used may differ from plot to plot including render and roof tile colours. Detailed plans and specifications are available for inspection for each plot at our Sales Centre during working hours and customers must check their individual specifications prior to making a reservation. All wardrobes are subject to site specification. Please see Sales Consultant for further details.

APARTMENT TYPE F



WATLING HOUSE GROUND FLOOR

1	Lounge/Dining	14'8" x 12'8"	4.46 x 3.85 m
2	Kitchen	11'7" x 7'11"	3.53 x 2.41 m
3	Bedroom 1	10'9" x 10'4"	3.27 x 3.14 m
4	En-Suite	6'11" x 4'9"	2.10 x 1.45 m
5	Bedroom 2	12' x 10'1"	3.65 x 3.07 m
6	Bathroom	7'3" x 5'9"	2.21 x 1.76 m



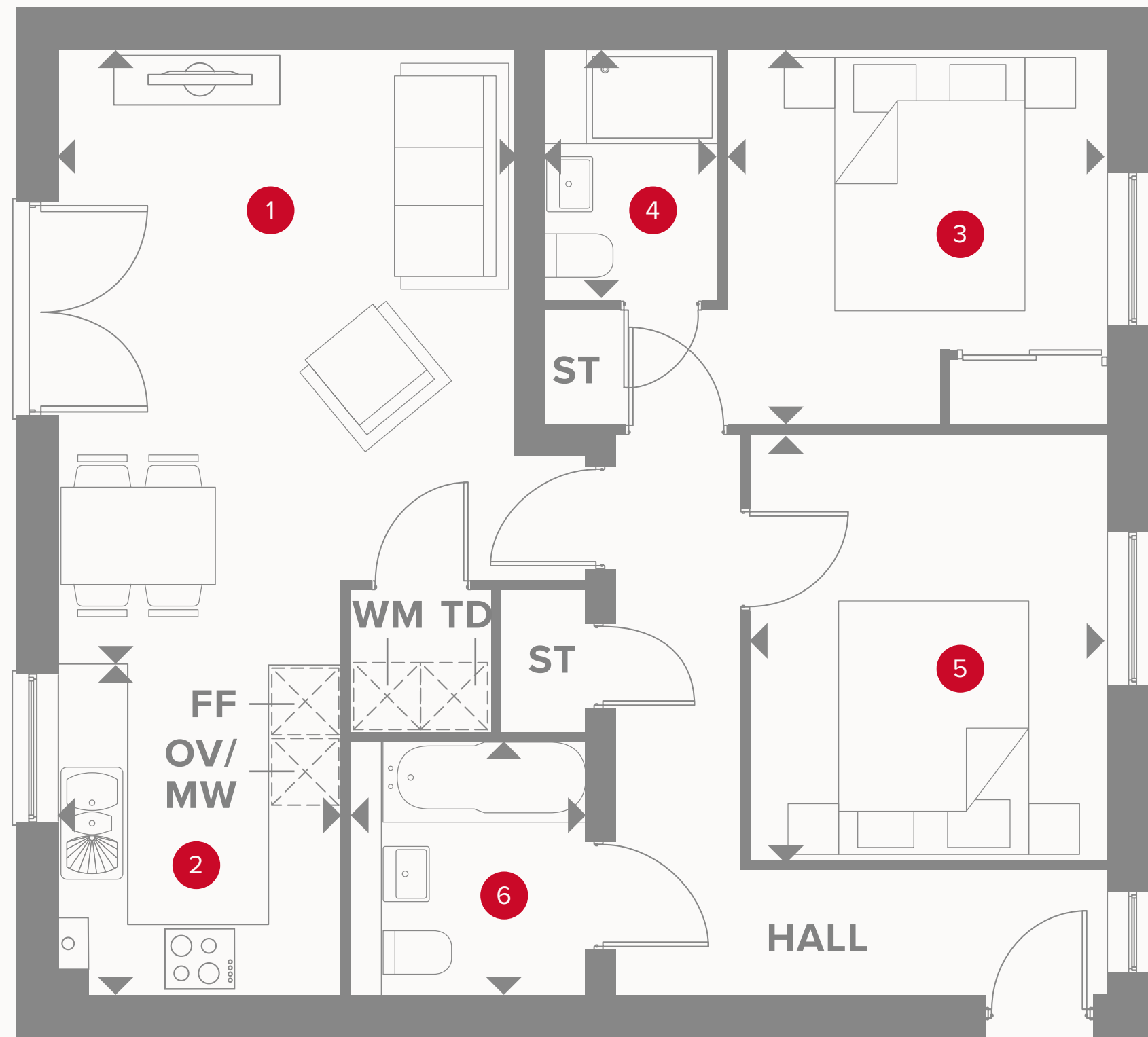
KEY

	Hob		Dimensions start
OV/MW	Oven/Microwave	WD	Washing Dryer
FF	Fridge/freezer	DW	Dishwasher
ST	Storage cupboard	B	Boiler

Customers should note this illustration is an example of the Watling House apartments. All dimensions indicated are approximate and the furniture layout is for illustrative purposes only. Homes may be 'handed' (mirror image) versions of the illustrations. Materials used may differ from plot to plot including render and roof tile colours. Detailed plans and specifications are available for inspection for each plot at our Sales Centre during working hours and customers must check their individual specifications prior to making a reservation. All wardrobes are subject to site specification. Please see Sales Consultant for further details.

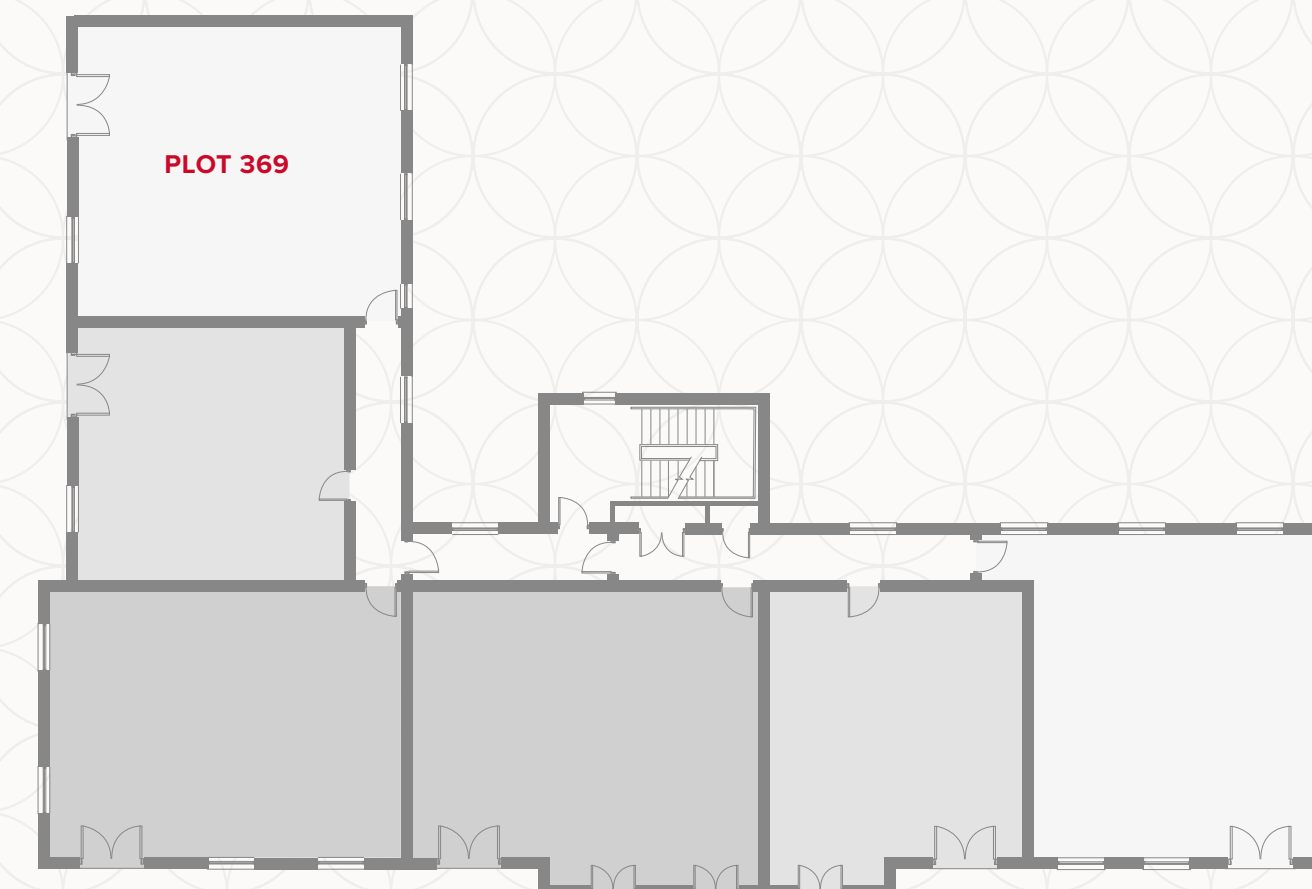


APARTMENT TYPE A



WATLING HOUSE FIRST FLOOR

1	Lounge/ Dining	14'8" x 12'8"	4.46 x 3.85 m
2	Kitchen	11'7" x 7'11"	3.53 x 2.41 m
3	Bedroom 1	10'9" x 10'4"	3.27 x 3.14 m
4	En-Suite	6'11" x 4"	2.10 x 1.45 m
5	Bedroom 2	12' x 10'1"	3.65 x 3.07 m
6	Bathroom	7'3" x 5'9"	2.21 x 1.75 m



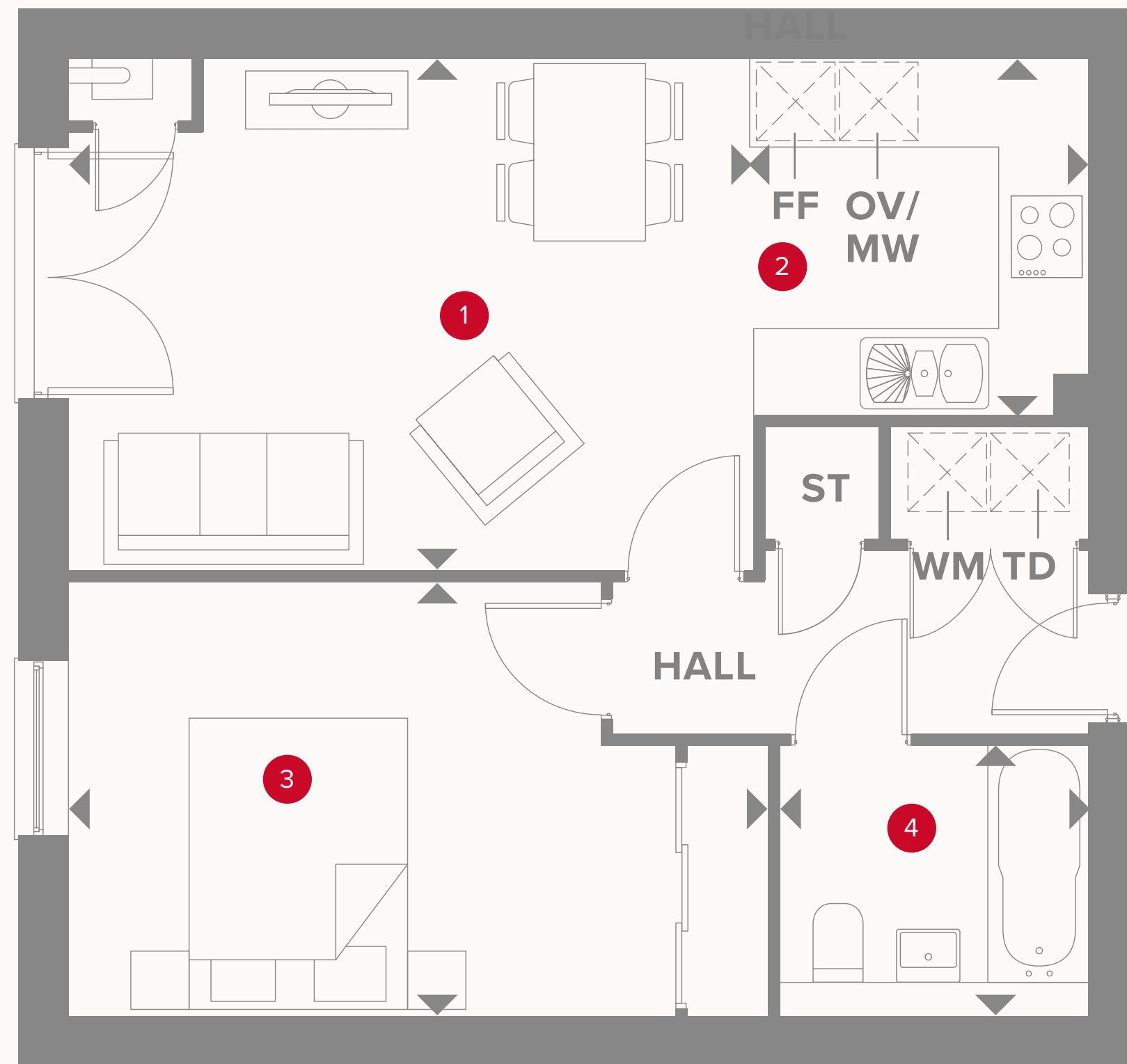
KEY

	Hob		Dimensions start
OV/MW	Oven/Microwave	WD	Washing Dryer
FF	Fridge/freezer	DW	Dishwasher
ST	Storage cupboard	B	Boiler

Customers should note this illustration is an example of the Watling House apartments. All dimensions indicated are approximate and the furniture layout is for illustrative purposes only. Homes may be 'handed' (mirror image) versions of the illustrations. Materials used may differ from plot to plot including render and roof tile colours. Detailed plans and specifications are available for inspection for each plot at our Sales Centre during working hours and customers must check their individual specifications prior to making a reservation. All wardrobes are subject to site specification. Please see Sales Consultant for further details.



APARTMENT TYPE B



WATLING HOUSE FIRST FLOOR

1	Lounge/Dining	16'9" x 12'3"	5.10 x 3.73 m
2	Kitchen	18'4" x 7'4"	2.53 x 2.23 m
3	Bedroom	16'8" x 10'3"	5.06 x 3.12 m
4	Bathroom	7'3" x 5'10"	2.20 x 1.77 m



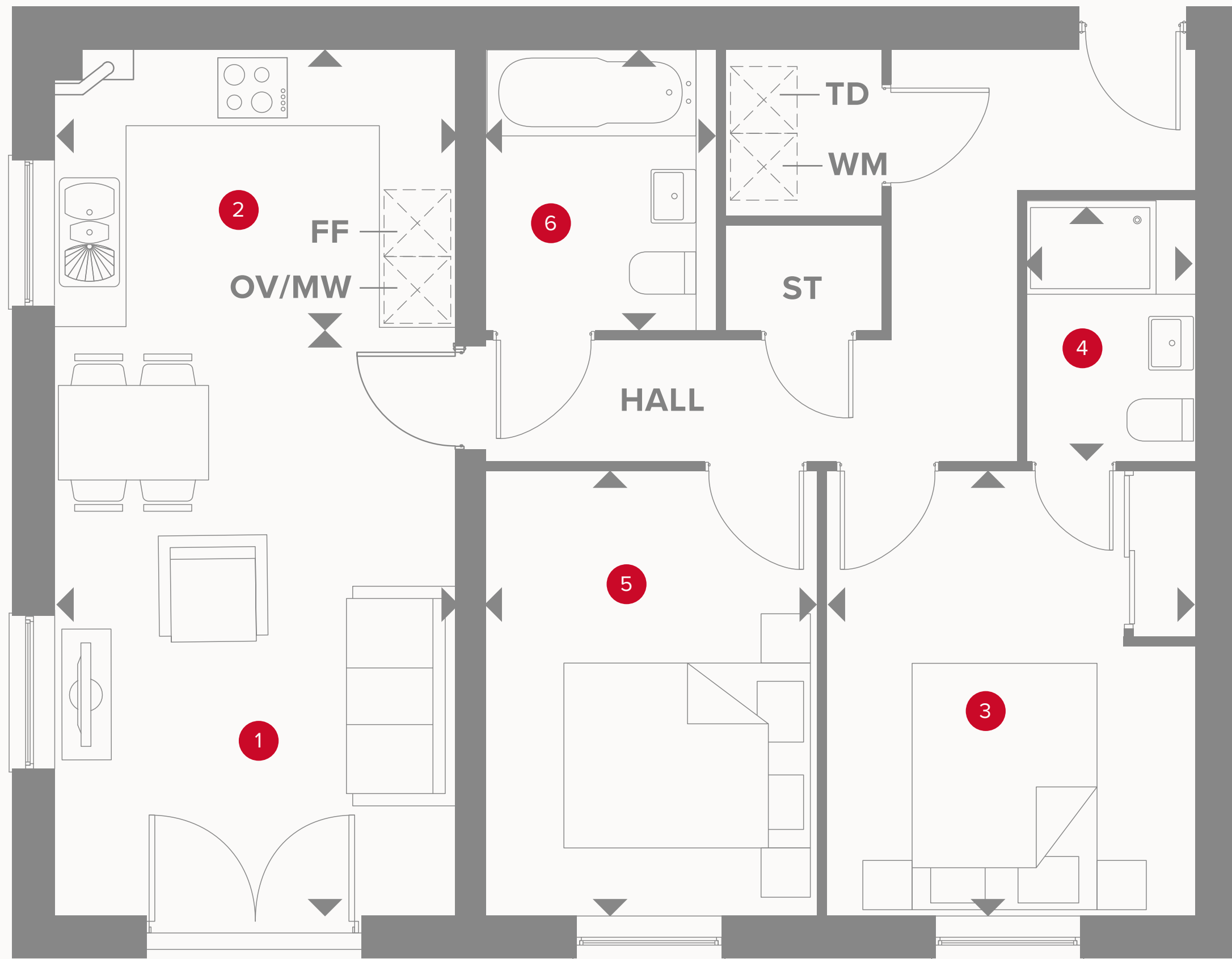
KEY

	Hob		Dimensions start
OV/MW	Oven/Microwave	WD	Washing Dryer
FF	Fridge/freezer	DW	Dishwasher
ST	Storage cupboard	B	Boiler

Customers should note this illustration is an example of the Watling House apartments. All dimensions indicated are approximate and the furniture layout is for illustrative purposes only. Homes may be 'handed' (mirror image) versions of the illustrations. Materials used may differ from plot to plot including render and roof tile colours. Detailed plans and specifications are available for inspection for each plot at our Sales Centre during working hours and customers must check their individual specifications prior to making a reservation. All wardrobes are subject to site specification. Please see Sales Consultant for further details.



APARTMENT TYPE C



WATLING HOUSE FIRST FLOOR

1	Lounge/Dining	16'5" x 11'2"	5.00 x 3.40 m
2	Kitchen	11'2" x 7'8"	3.40 x 2.33 m
3	Bedroom 1	12'5" x 10'4"	3.79 x 3.15 m
4	En-Suite	7'3" x 4'11"	2.20 x 1.49 m
5	Bedroom 2	12'5" x 9'3"	3.79 x 2.83 m
6	Bathroom	7'9" x 5'10"	2.35 x 1.78 m

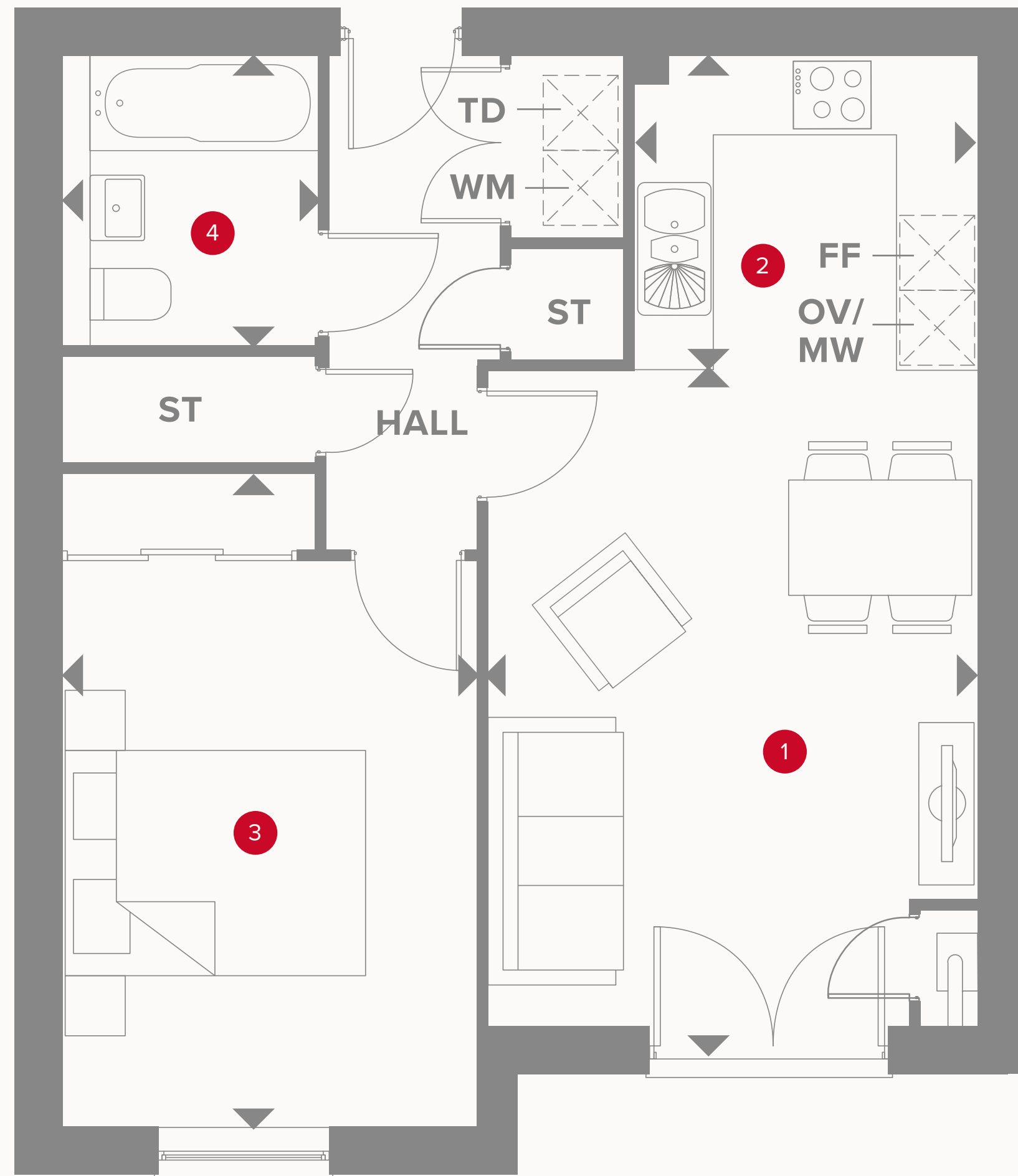


KEY

	Hob		Dimensions start
OV/MW	Oven/Microwave	WD	Washing Dryer
FF	Fridge/freezer	DW	Dishwasher
ST	Storage cupboard	B	Boiler

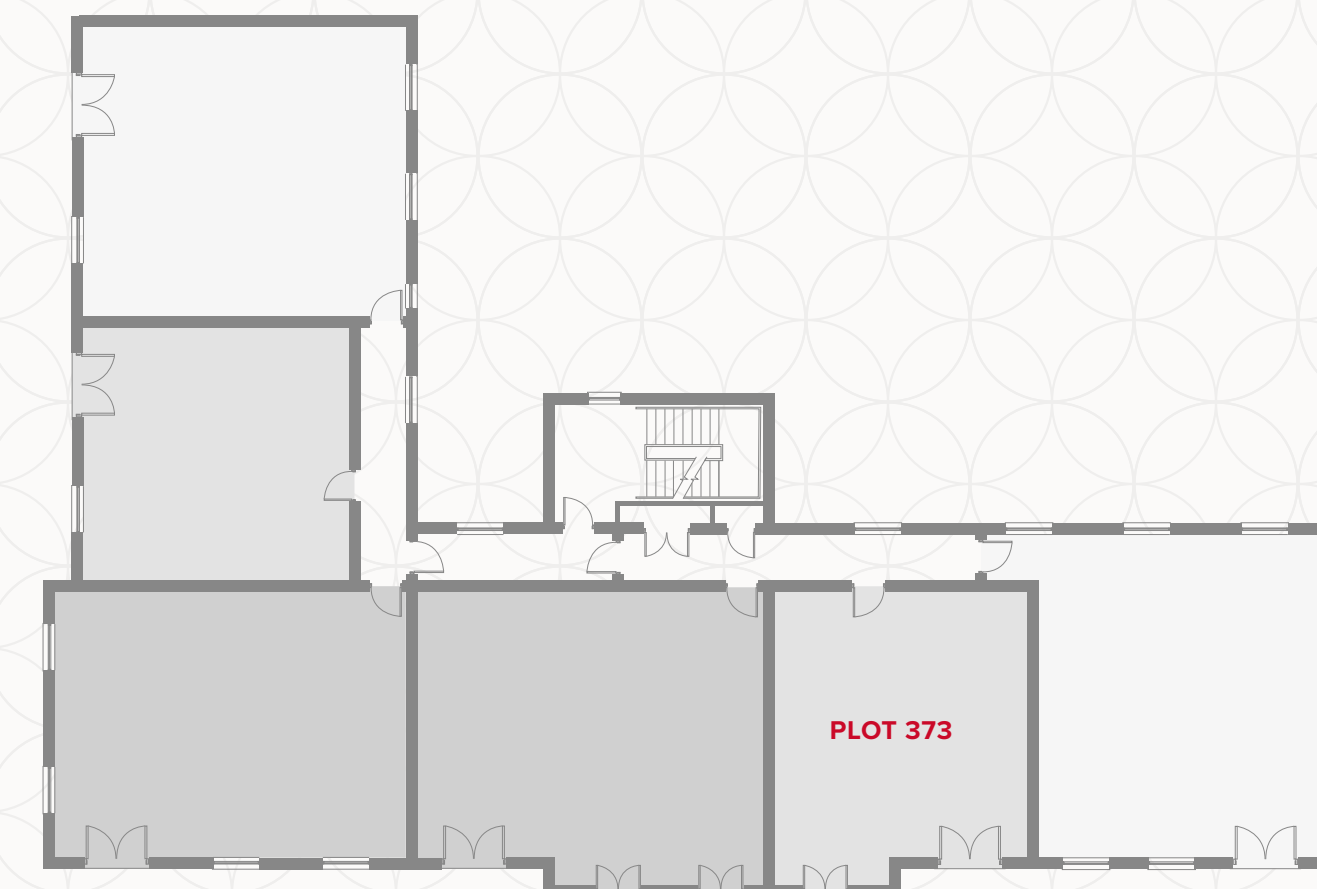
Customers should note this illustration is an example of the Watling House apartments. All dimensions indicated are approximate and the furniture layout is for illustrative purposes only. Homes may be 'handed' (mirror image) versions of the illustrations. Materials used may differ from plot to plot including render and roof tile colours. Detailed plans and specifications are available for inspection for each plot at our Sales Centre during working hours and customers must check their individual specifications prior to making a reservation. All wardrobes are subject to site specification. Please see Sales Consultant for further details.

APARTMENT TYPE E



WATLING HOUSE FIRST FLOOR

1	Lounge/Dining	16'5" x 12'3"	5.00 x 3.72 m
2	Kitchen	8'4" x 7'8"	2.53 x 2.33 m
3	Bedroom	16'5" x 10'4"	4.99 x 3.13 m
4	Bathroom	7'3" x 5'10"	2.20 x 1.77 m

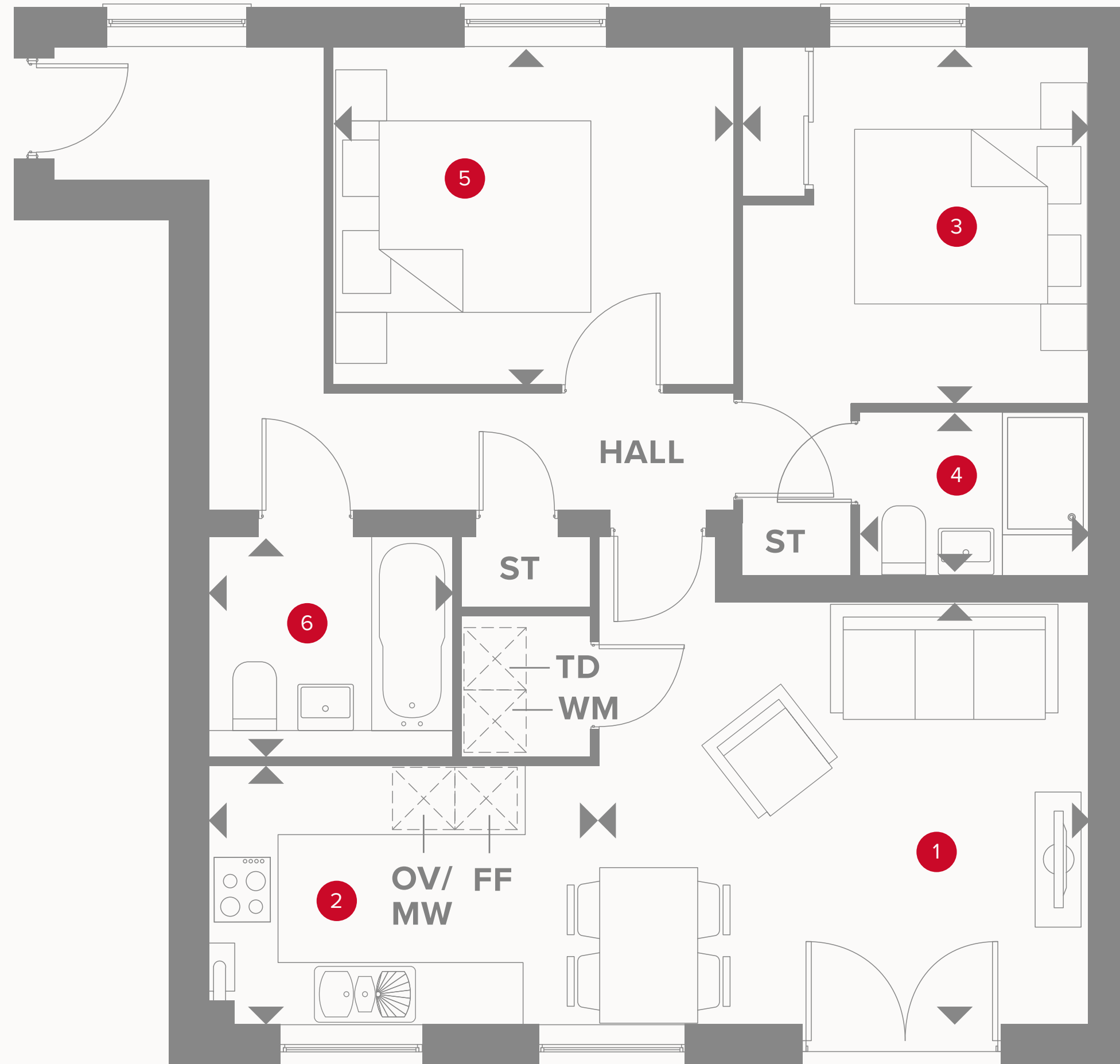


KEY

	Hob		Dimensions start
OV/MW	Oven/Microwave	WD	Washing Dryer
FF	Fridge/freezer	DW	Dishwasher
ST	Storage cupboard	B	Boiler

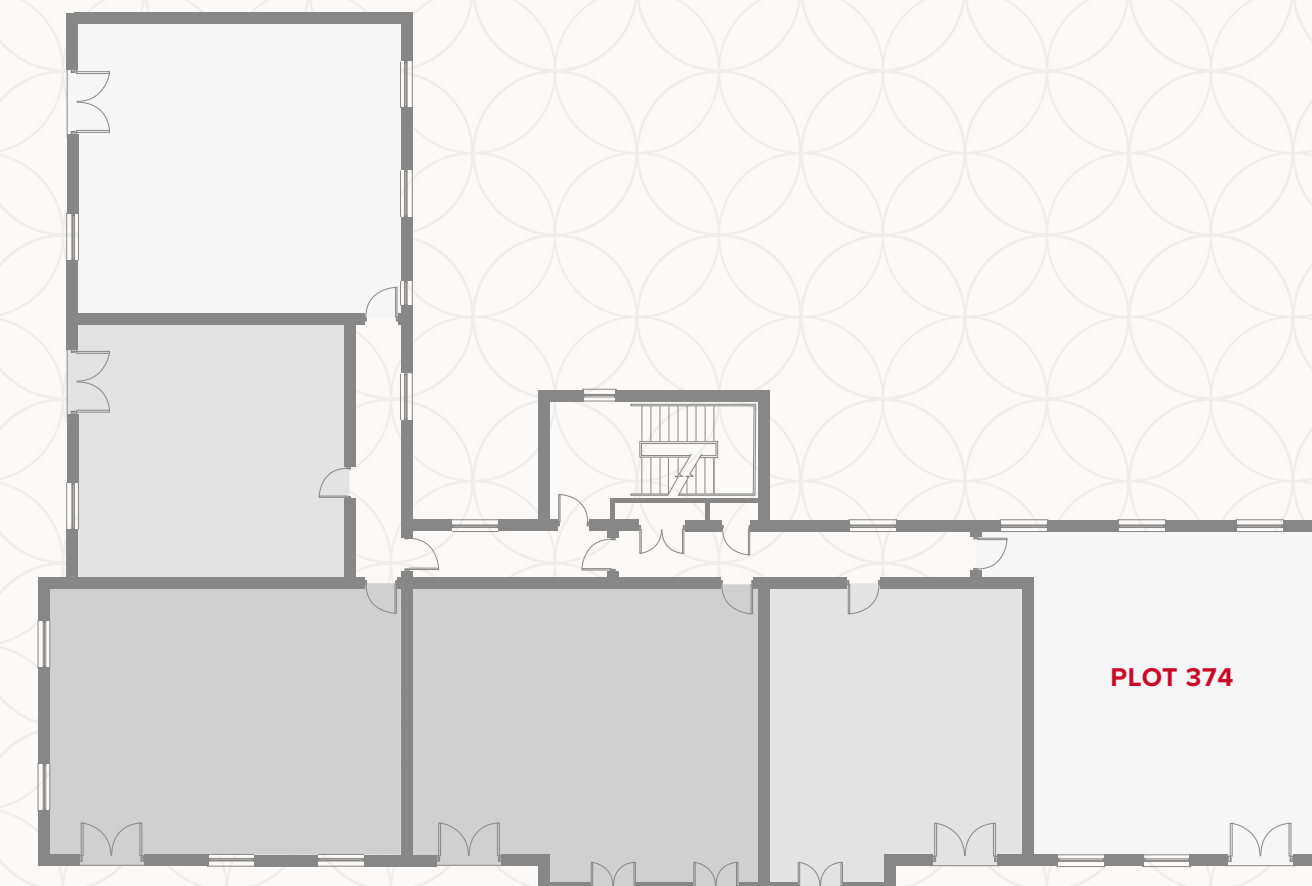
Customers should note this illustration is an example of the Watling House apartments. All dimensions indicated are approximate and the furniture layout is for illustrative purposes only. Homes may be 'handed' (mirror image) versions of the illustrations. Materials used may differ from plot to plot including render and roof tile colours. Detailed plans and specifications are available for inspection for each plot at our Sales Centre during working hours and customers must check their individual specifications prior to making a reservation. All wardrobes are subject to site specification. Please see Sales Consultant for further details.

APARTMENT TYPE F



WATLING HOUSE FIRST FLOOR

1	Lounge/Dining	14'8" x 12'8"	4.46 x 3.85 m
2	Kitchen	11'7" x 7'11"	3.53 x 2.41 m
3	Bedroom 1	10'9" x 10'4"	3.27 x 3.14 m
4	En-Suite	6'11" x 4'9"	2.10 x 1.45 m
5	Bedroom 2	12' x 10'1"	3.65 x 3.07 m
6	Bathroom	7'3" x 5'9"	2.21 x 1.76 m

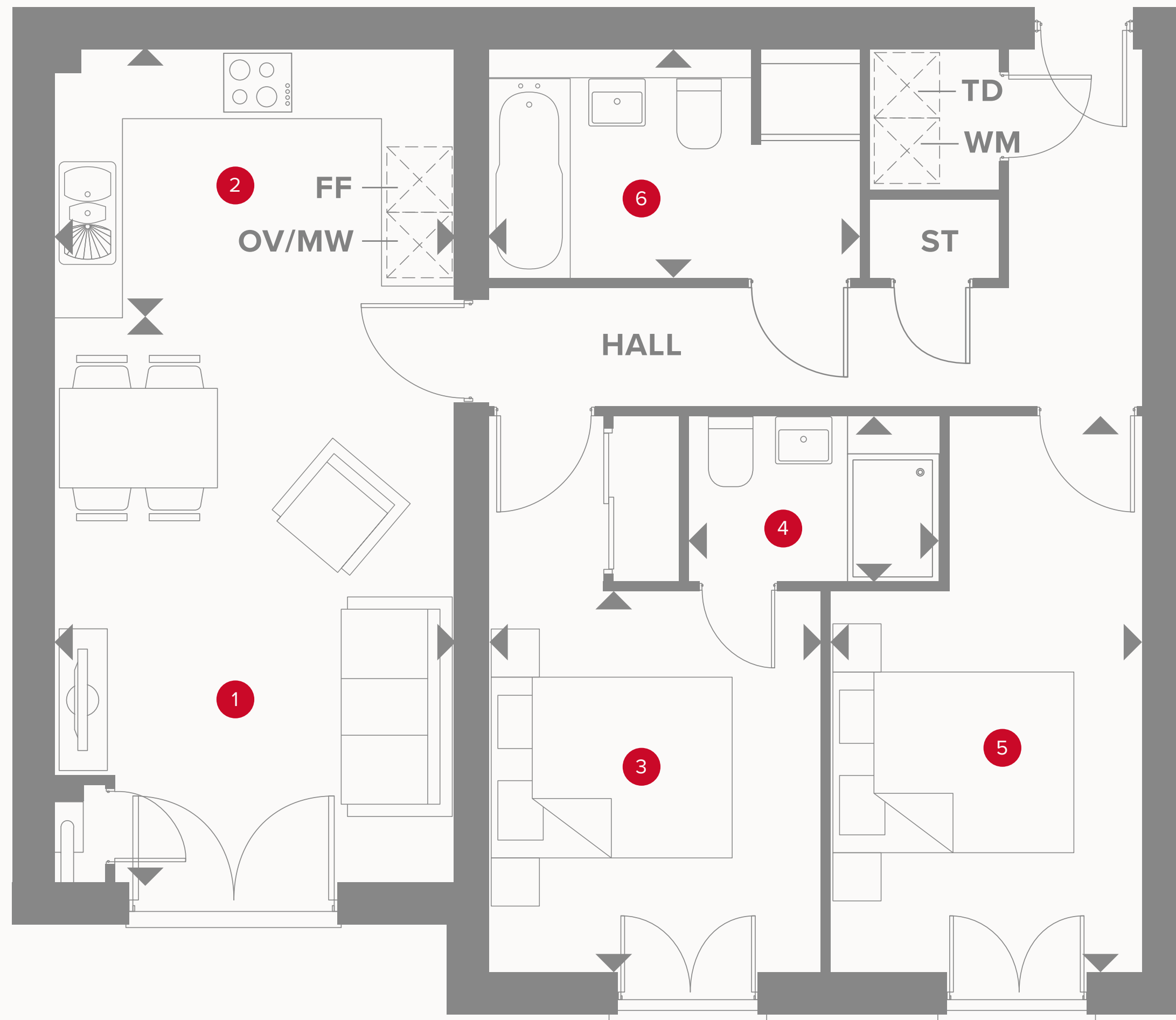


KEY

	Hob		Dimensions start
OV/MW	Oven/Microwave	WD	Washing Dryer
FF	Fridge/freezer	DW	Dishwasher
ST	Storage cupboard	B	Boiler

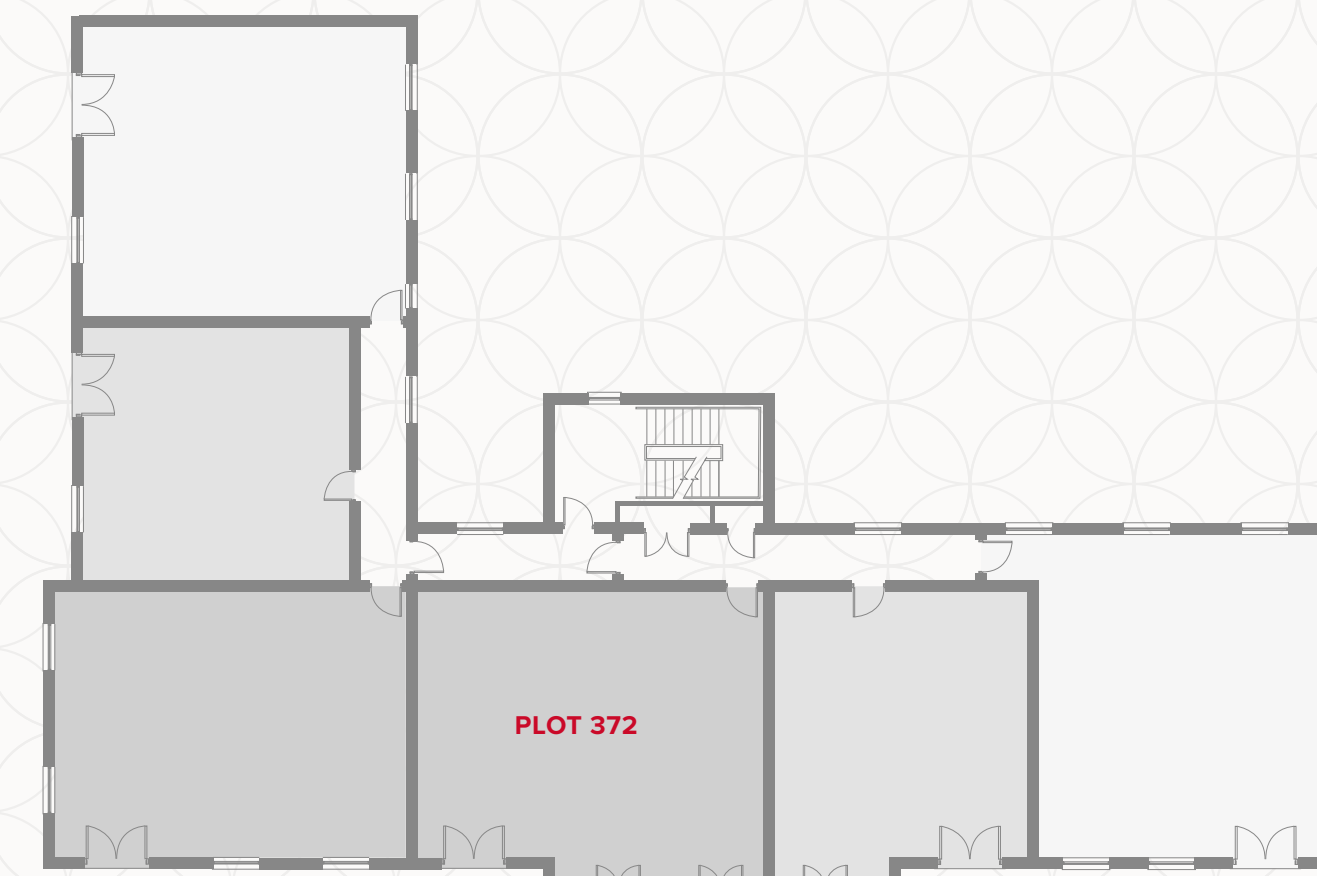
Customers should note this illustration is an example of the Watling House apartments. All dimensions indicated are approximate and the furniture layout is for illustrative purposes only. Homes may be 'handed' (mirror image) versions of the illustrations. Materials used may differ from plot to plot including render and roof tile colours. Detailed plans and specifications are available for inspection for each plot at our Sales Centre during working hours and customers must check their individual specifications prior to making a reservation. All wardrobes are subject to site specification. Please see Sales Consultant for further details.

APARTMENT TYPE G



WATLING HOUSE FIRST FLOOR

1	Lounge/Dining	16'5" x 11'7"	5.00 x 3.52 m
2	Kitchen	11'7" x 7'8"	3.51 x 2.33 m
3	Bedroom 1	11'1" x 9'8"	3.36 x 2.94 m
4	En-Suite	7'3" x 4'9"	2.20 x 1.45 m
5	Bedroom 2	16'1" x 9"	4.89 x 2.75 m
6	Bathroom	10'9" x 6'8"	3.27 x 2.03 m

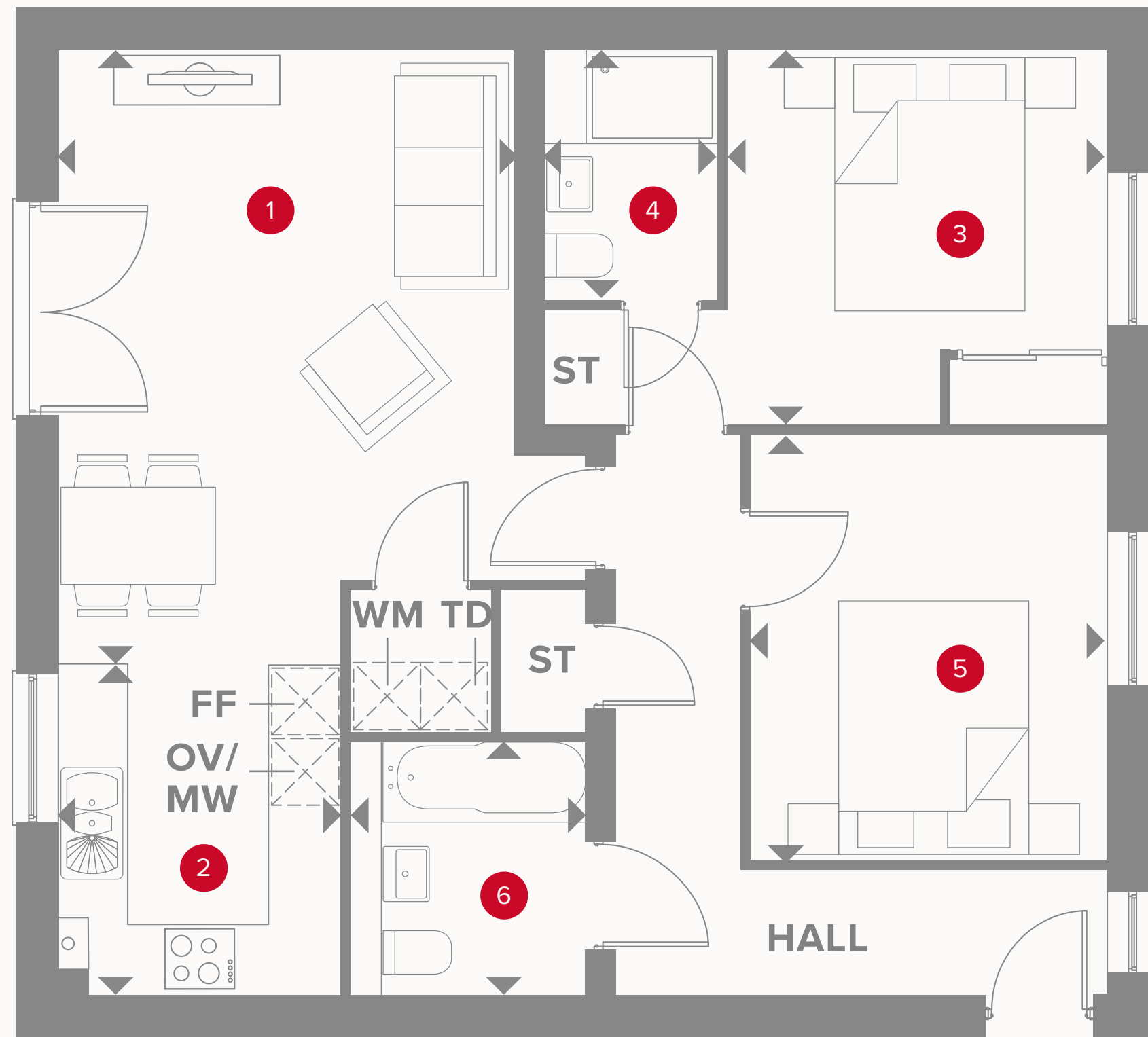


KEY

	Hob		Dimensions start
OV/MW	Oven/Microwave	WD	Washing Dryer
FF	Fridge/freezer	DW	Dishwasher
ST	Storage cupboard	B	Boiler

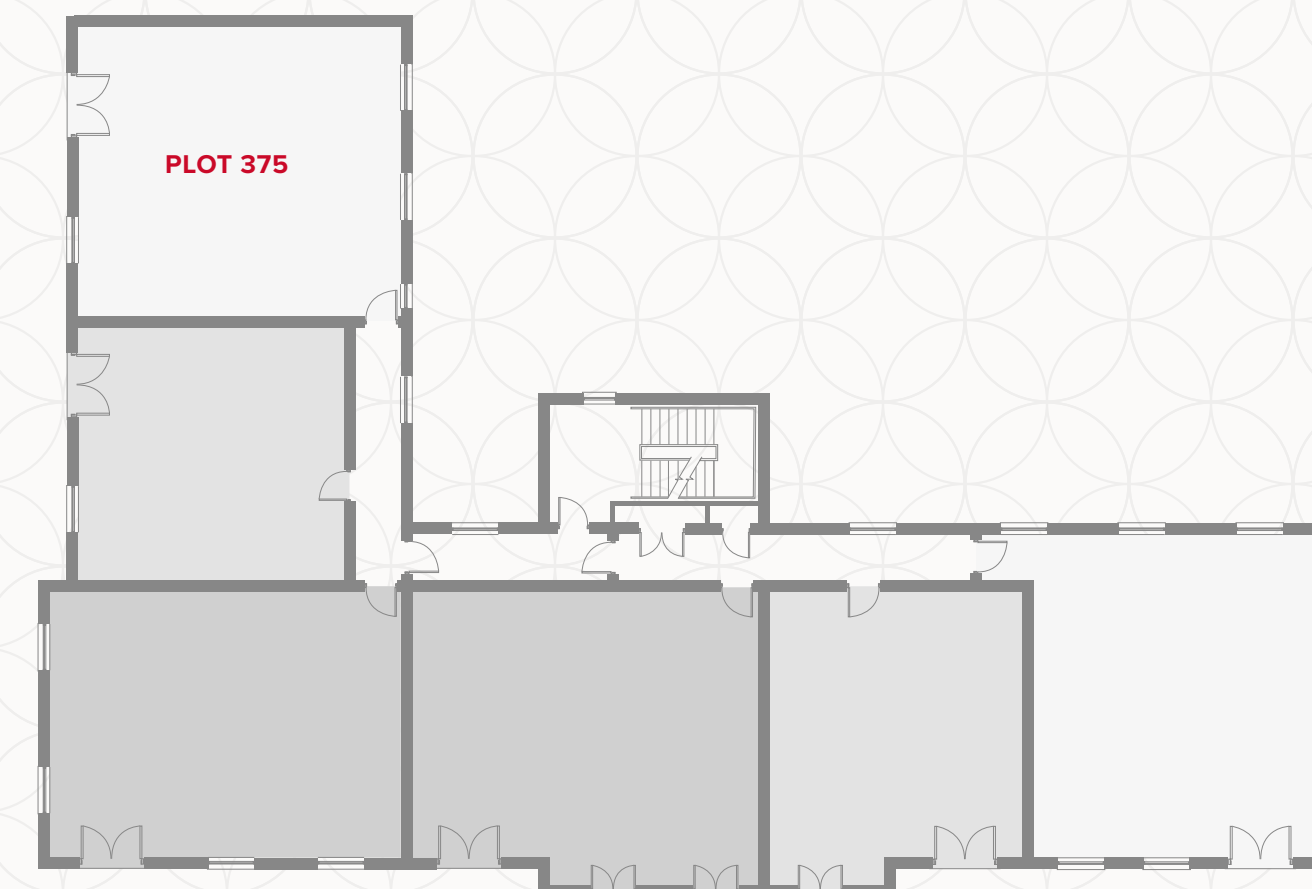
Customers should note this illustration is an example of the Watling House apartments. All dimensions indicated are approximate and the furniture layout is for illustrative purposes only. Homes may be 'handed' (mirror image) versions of the illustrations. Materials used may differ from plot to plot including render and roof tile colours. Detailed plans and specifications are available for inspection for each plot at our Sales Centre during working hours and customers must check their individual specifications prior to making a reservation. All wardrobes are subject to site specification. Please see Sales Consultant for further details.

APARTMENT TYPE A



WATLING HOUSE SECOND FLOOR

1	Lounge/ Dining	14'8" x 12'8"	4.46 x 3.85 m
2	Kitchen	11'7" x 7'11"	3.53 x 2.41 m
3	Bedroom 1	10'9" x 10'4"	3.27 x 3.14 m
4	En-Suite	6'11" x 4"	2.10 x 1.45 m
5	Bedroom 2	12' x 10'1"	3.65 x 3.07 m
6	Bathroom	7'3" x 5'9"	2.21 x 1.75 m



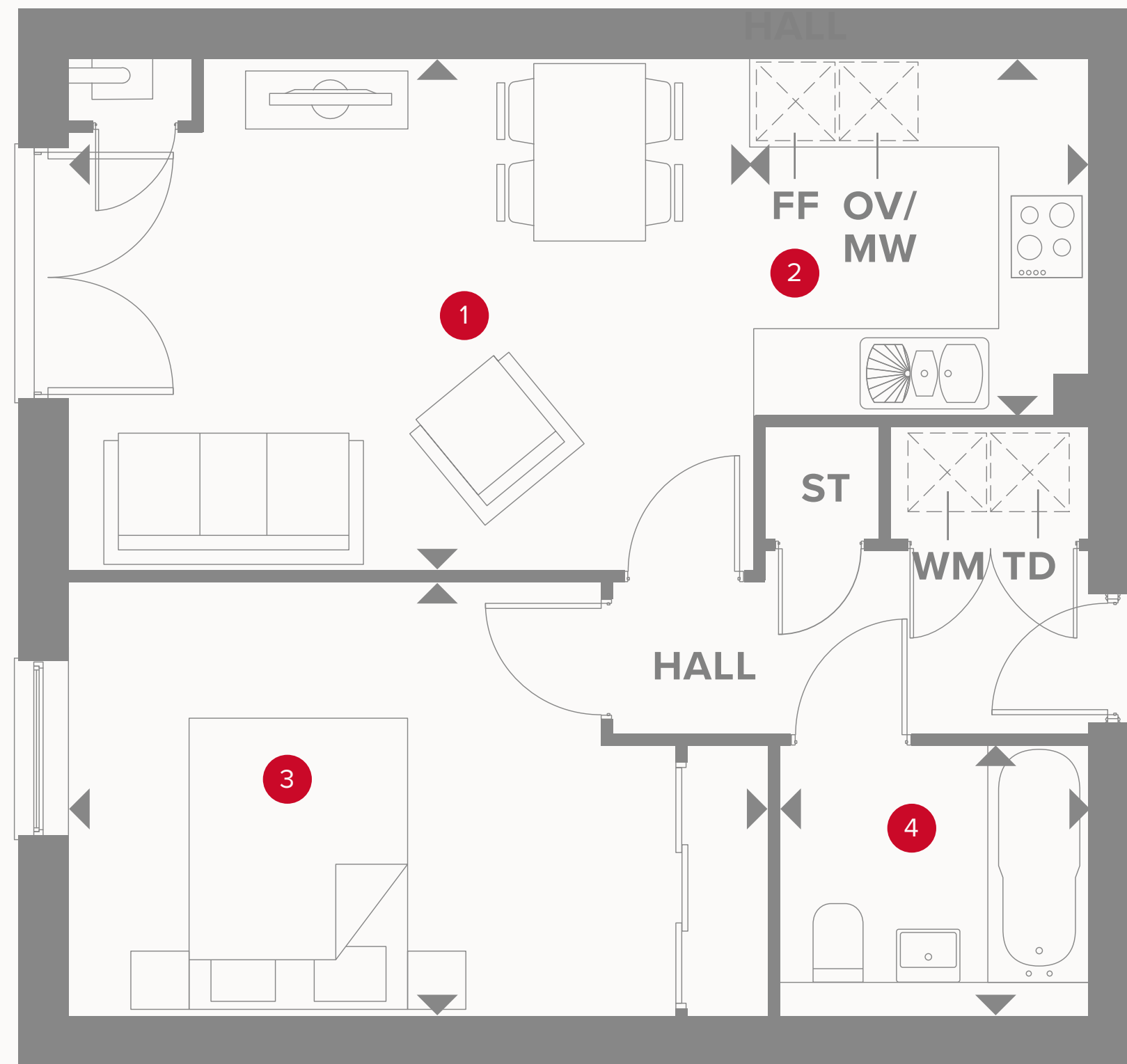
KEY

	Hob		Dimensions start
OV/MW	Oven/Microwave	WD	Washing Dryer
FF	Fridge/freezer	DW	Dishwasher
ST	Storage cupboard	B	Boiler

Customers should note this illustration is an example of the Watling House apartments. All dimensions indicated are approximate and the furniture layout is for illustrative purposes only. Homes may be 'handed' (mirror image) versions of the illustrations. Materials used may differ from plot to plot including render and roof tile colours. Detailed plans and specifications are available for inspection for each plot at our Sales Centre during working hours and customers must check their individual specifications prior to making a reservation. All wardrobes are subject to site specification. Please see Sales Consultant for further details.



APARTMENT TYPE B



WATLING HOUSE SECOND FLOOR

1	Lounge/Dining	16'9" x 12'3"	5.10 x 3.73 m
2	Kitchen	18'4" x 7'4"	2.53 x 2.23 m
3	Bedroom	16'8" x 10'3"	5.06 x 3.12 m
4	Bathroom	7'3" x 5'10"	2.20 x 1.77 m



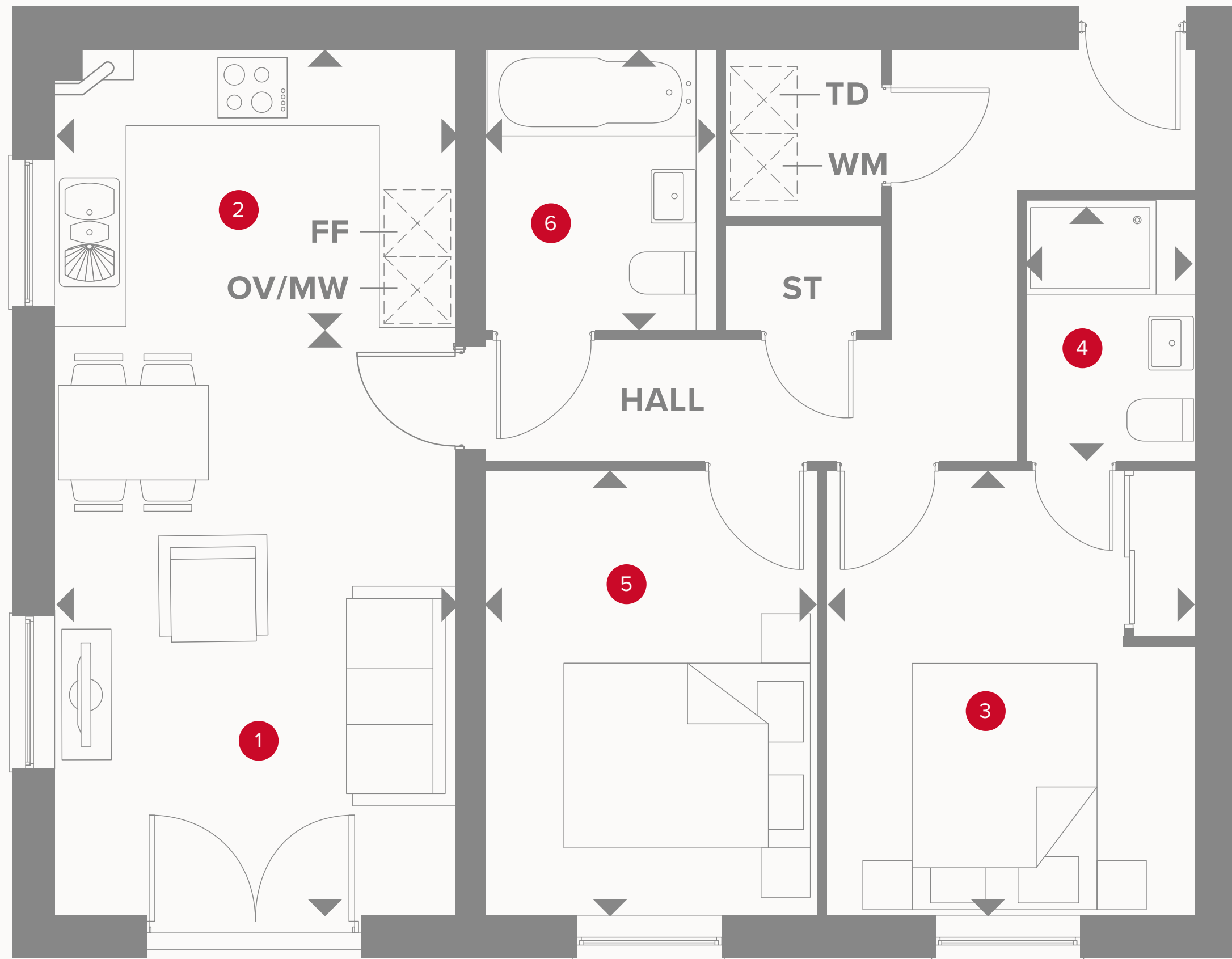
KEY

	Hob		Dimensions start
OV/MW	Oven/Microwave	WD	Washing Dryer
FF	Fridge/freezer	DW	Dishwasher
ST	Storage cupboard	B	Boiler

Customers should note this illustration is an example of the Watling House apartments. All dimensions indicated are approximate and the furniture layout is for illustrative purposes only. Homes may be 'handed' (mirror image) versions of the illustrations. Materials used may differ from plot to plot including render and roof tile colours. Detailed plans and specifications are available for inspection for each plot at our Sales Centre during working hours and customers must check their individual specifications prior to making a reservation. All wardrobes are subject to site specification. Please see Sales Consultant for further details.



APARTMENT TYPE C



WATLING HOUSE SECOND FLOOR

1	Lounge/Dining	16'5" x 11'2"	5.00 x 3.40 m
2	Kitchen	11'2" x 7'8"	3.40 x 2.33 m
3	Bedroom 1	12'5" x 10'4"	3.79 x 3.15 m
4	En-Suite	7'3" x 4'11"	2.20 x 1.49 m
5	Bedroom 2	12'5" x 9'3"	3.79 x 2.83 m
6	Bathroom	7'9" x 5'10"	2.35 x 1.78 m

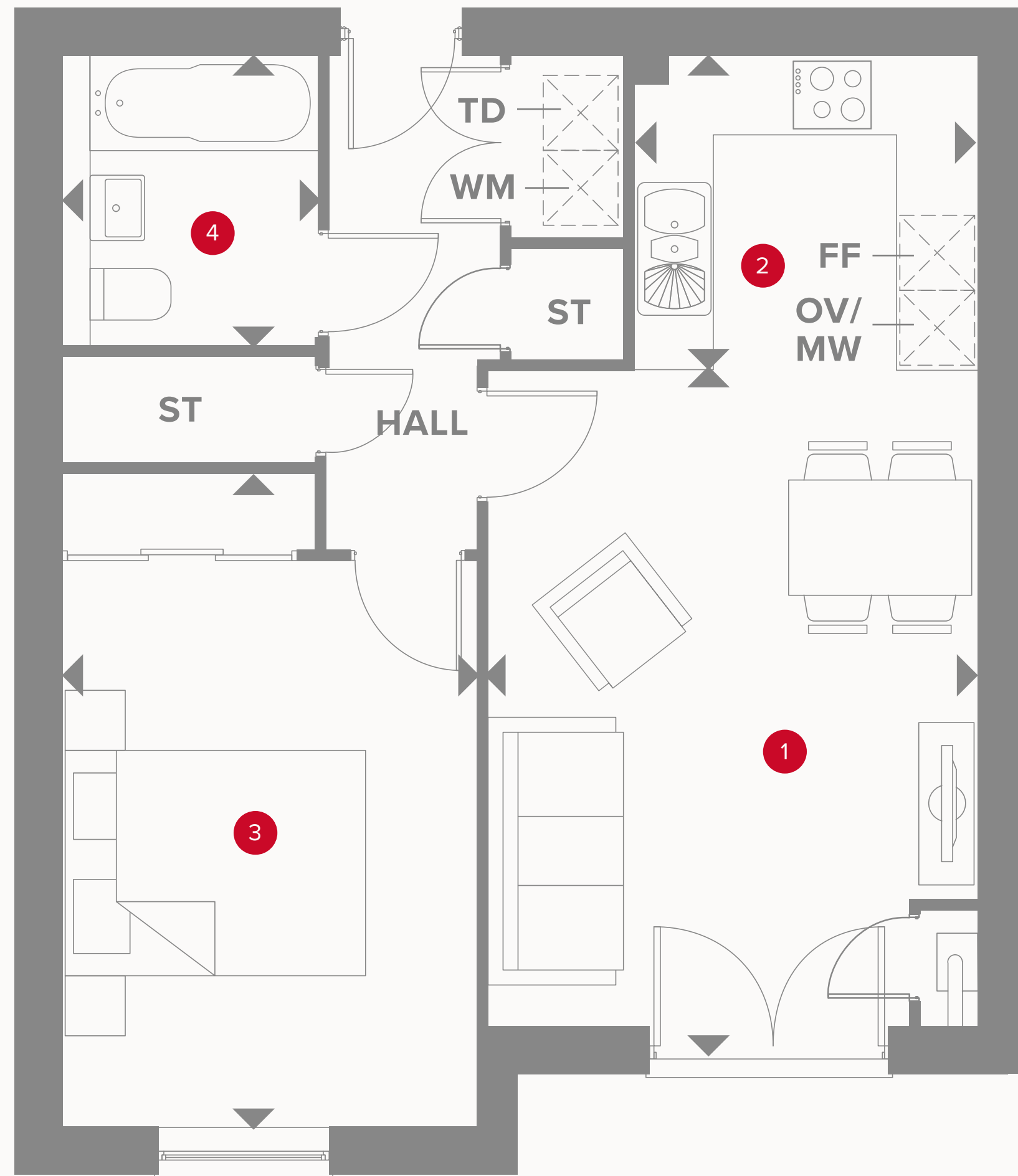


KEY

	Hob		Dimensions start
OV/MW	Oven/Microwave	WD	Washing Dryer
FF	Fridge/freezer	DW	Dishwasher
ST	Storage cupboard	B	Boiler

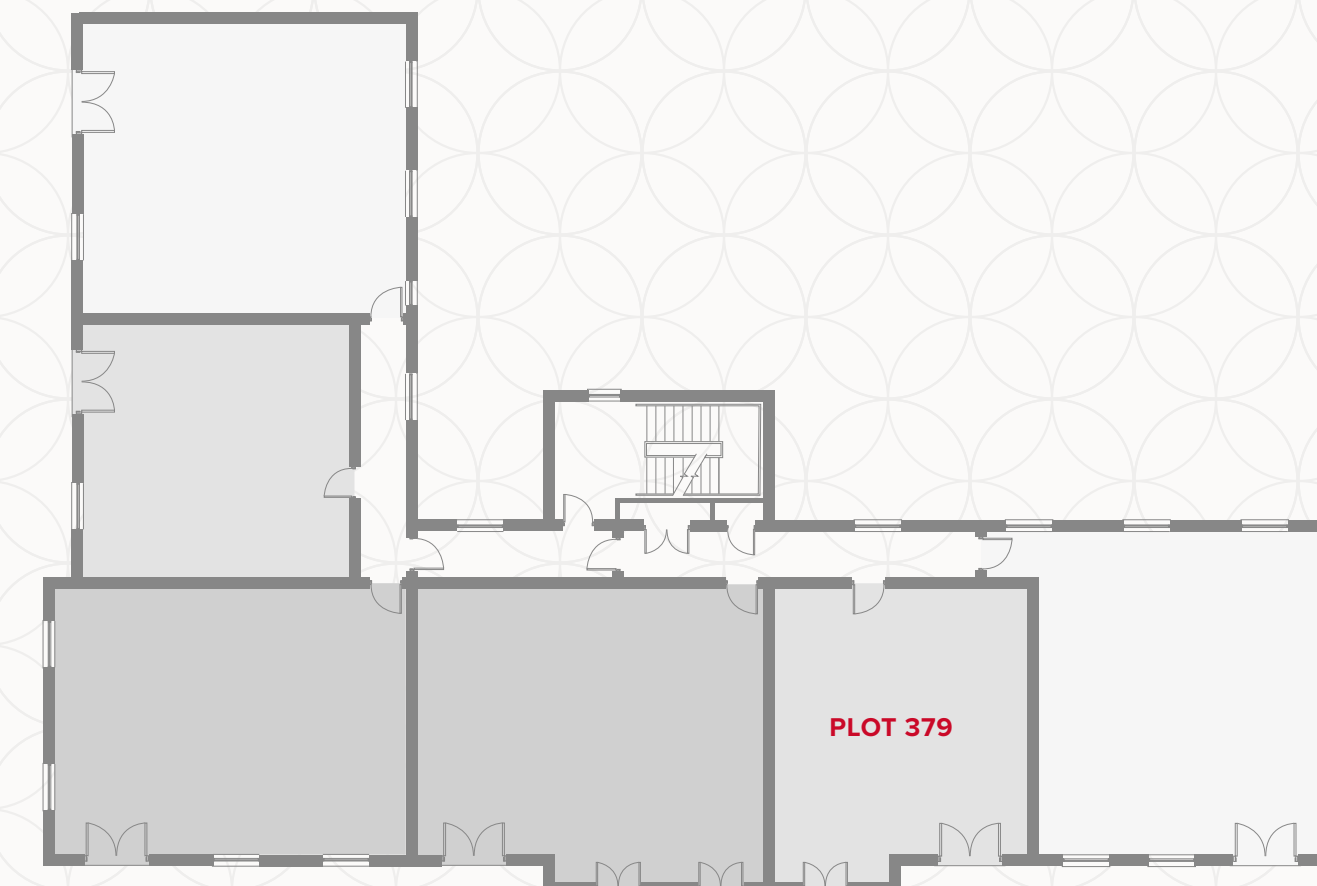
Customers should note this illustration is an example of the Watling House apartments. All dimensions indicated are approximate and the furniture layout is for illustrative purposes only. Homes may be 'handed' (mirror image) versions of the illustrations. Materials used may differ from plot to plot including render and roof tile colours. Detailed plans and specifications are available for inspection for each plot at our Sales Centre during working hours and customers must check their individual specifications prior to making a reservation. All wardrobes are subject to site specification. Please see Sales Consultant for further details.

APARTMENT TYPE E



WATLING HOUSE SECOND FLOOR

1	Lounge/Dining	16'5" x 12'3"	5.00 x 3.72 m
2	Kitchen	8'4" x 7'8"	2.53 x 2.33 m
3	Bedroom	16'5" x 10'4"	4.99 x 3.13 m
4	Bathroom	7'3" x 5'10"	2.20 x 1.77 m

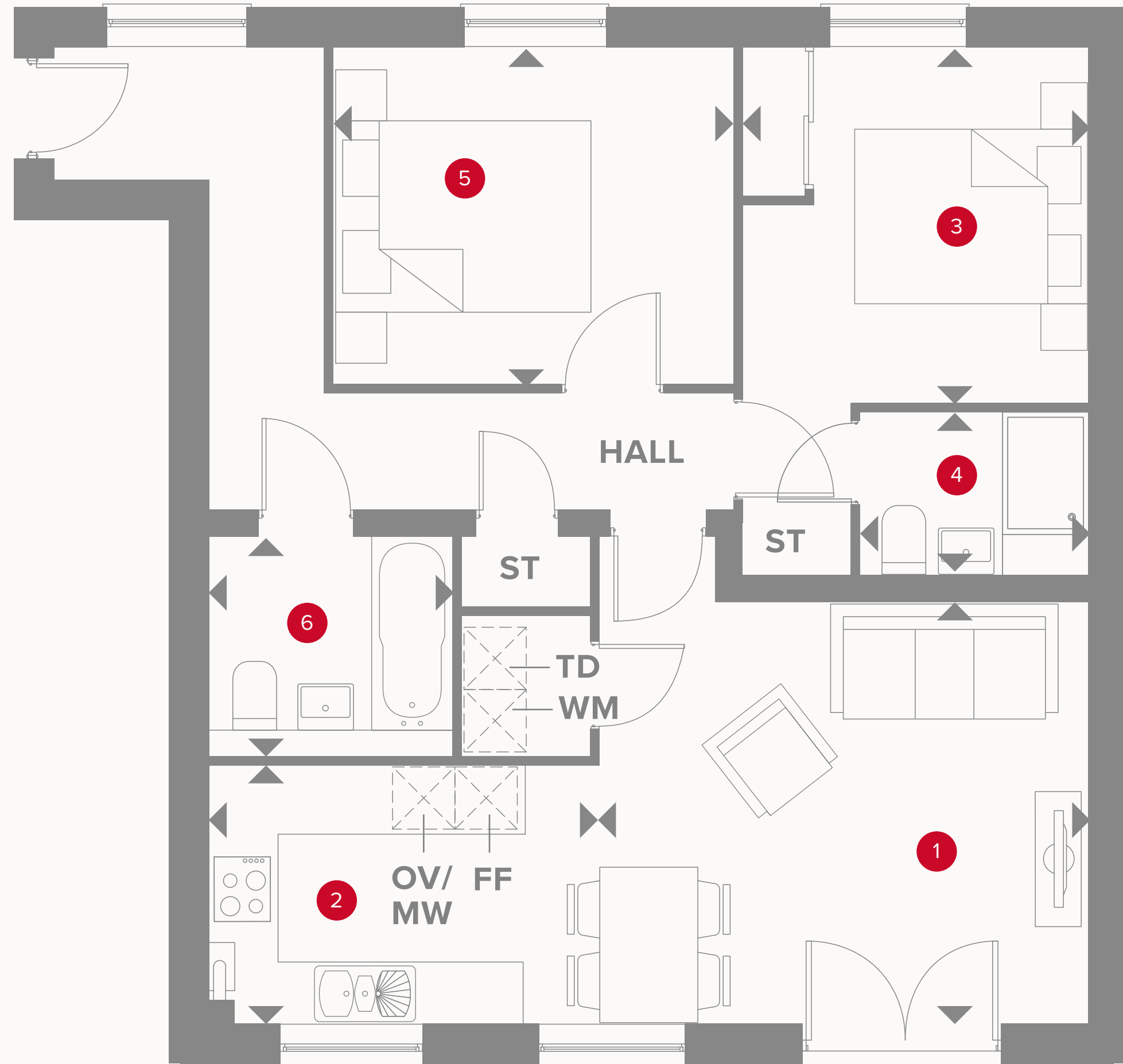


KEY

	Hob		Dimensions start
OV/MW	Oven/Microwave	WD	Washing Dryer
FF	Fridge/freezer	DW	Dishwasher
ST	Storage cupboard	B	Boiler

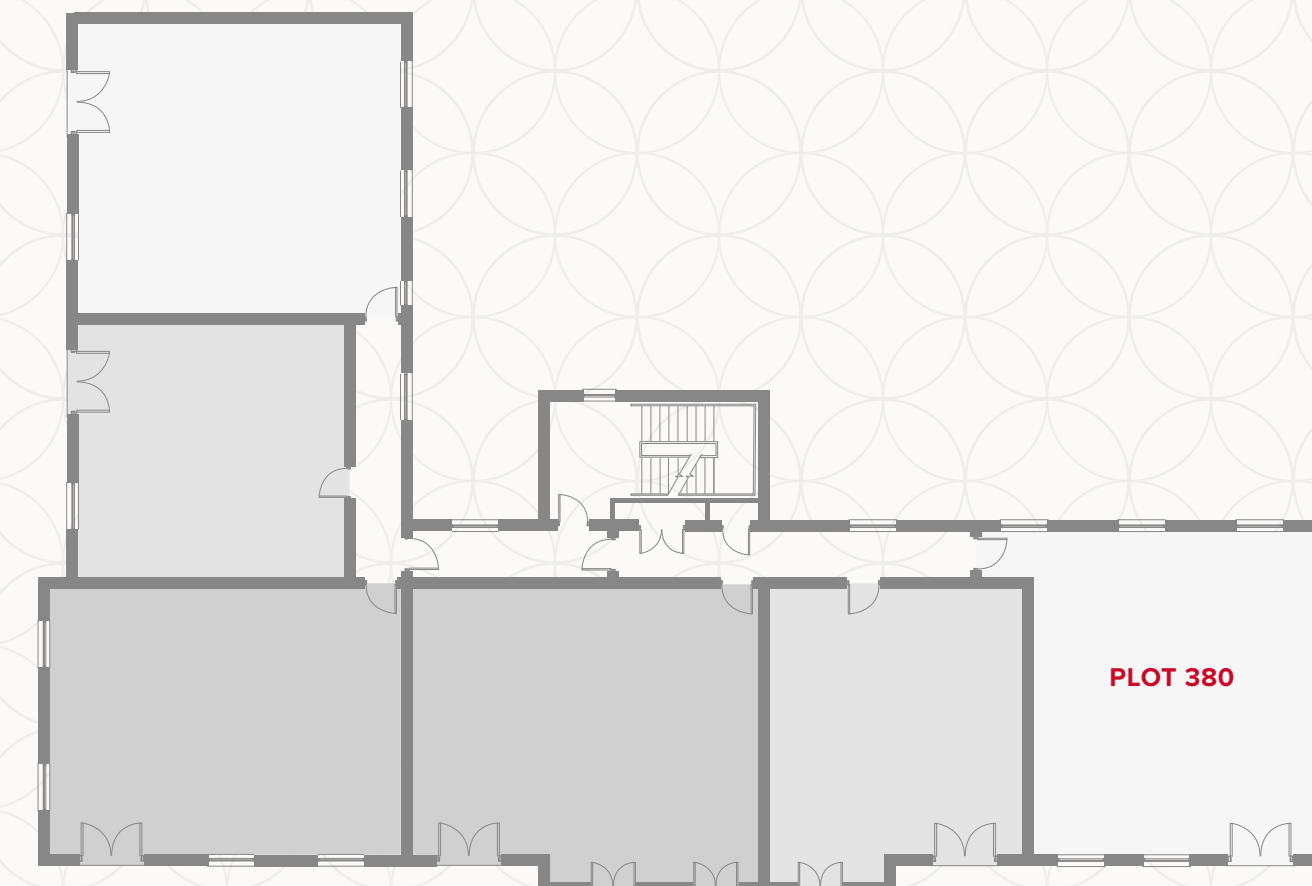
Customers should note this illustration is an example of the Watling House apartments. All dimensions indicated are approximate and the furniture layout is for illustrative purposes only. Homes may be 'handed' (mirror image) versions of the illustrations. Materials used may differ from plot to plot including render and roof tile colours. Detailed plans and specifications are available for inspection for each plot at our Sales Centre during working hours and customers must check their individual specifications prior to making a reservation. All wardrobes are subject to site specification. Please see Sales Consultant for further details.

APARTMENT TYPE F



WATLING HOUSE SECOND FLOOR

1	Lounge/Dining	14'8" x 12'8"	4.46 x 3.85 m
2	Kitchen	11'7" x 7'11"	3.53 x 2.41 m
3	Bedroom 1	10'9" x 10'4"	3.27 x 3.14 m
4	En-Suite	6'11" x 4'9"	2.10 x 1.45 m
5	Bedroom 2	12' x 10'1"	3.65 x 3.07 m
6	Bathroom	7'3" x 5'9"	2.21 x 1.76 m



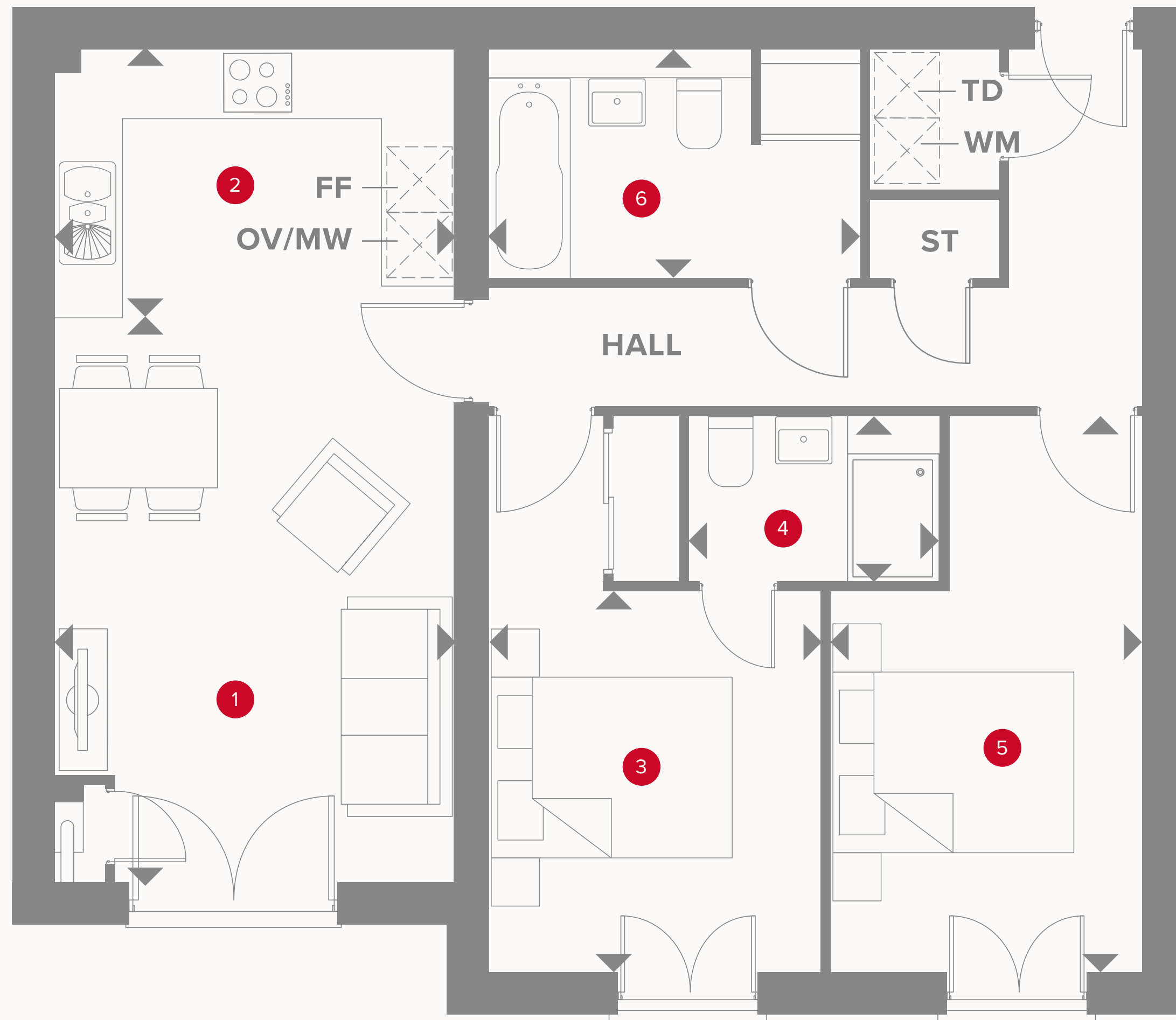
KEY

	Hob		Dimensions start
OV/MW	Oven/Microwave	WD	Washing Dryer
FF	Fridge/freezer	DW	Dishwasher
ST	Storage cupboard	B	Boiler

Customers should note this illustration is an example of the Watling House apartments. All dimensions indicated are approximate and the furniture layout is for illustrative purposes only. Homes may be 'handed' (mirror image) versions of the illustrations. Materials used may differ from plot to plot including render and roof tile colours. Detailed plans and specifications are available for inspection for each plot at our Sales Centre during working hours and customers must check their individual specifications prior to making a reservation. All wardrobes are subject to site specification. Please see Sales Consultant for further details.

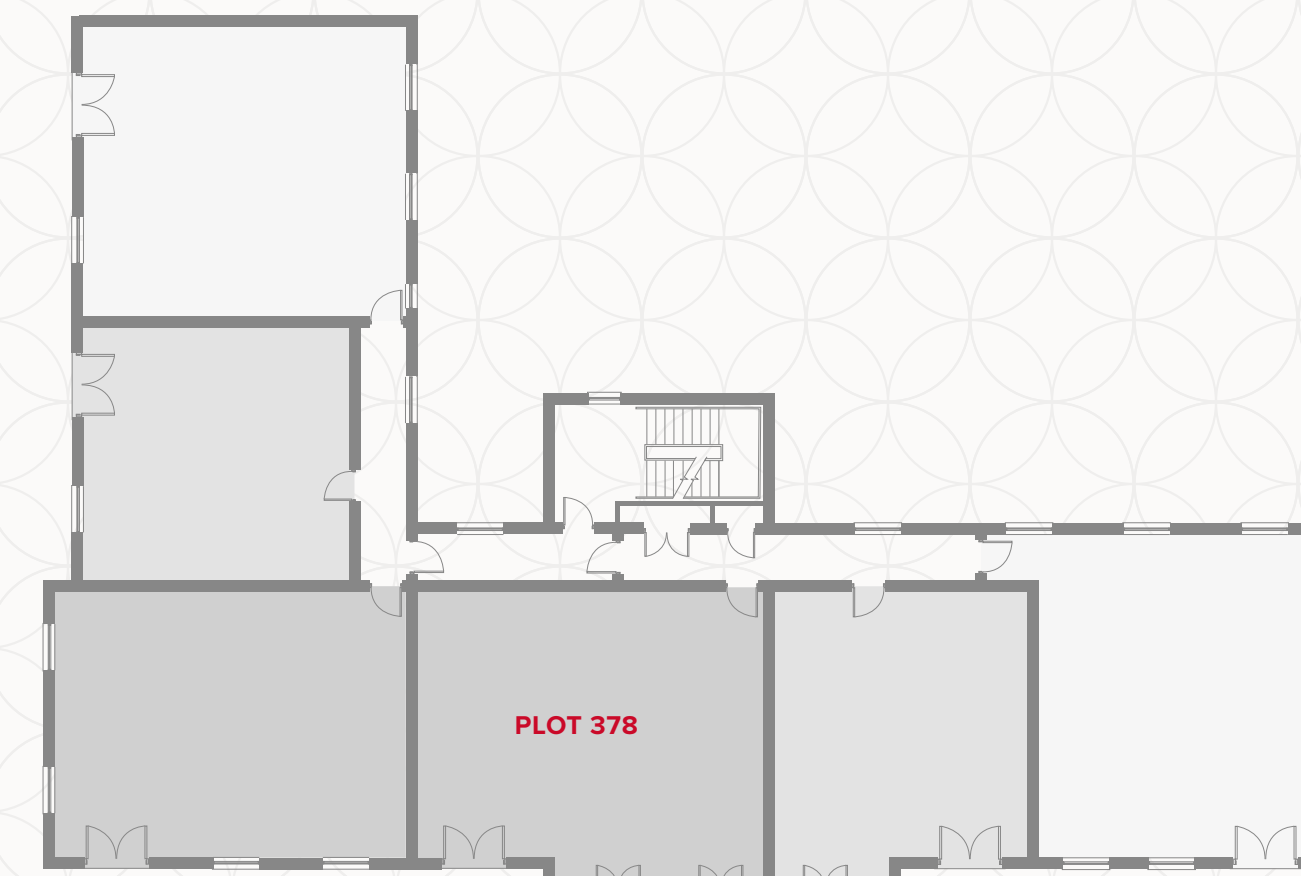


APARTMENT TYPE G



WATLING HOUSE SECOND FLOOR

1	Lounge/Dining	16'5" x 11'7"	5.00 x 3.52 m
2	Kitchen	11'7" x 7'8"	3.51 x 2.33 m
3	Bedroom 1	11'1" x 9'8"	3.36 x 2.94 m
4	En-Suite	7'3" x 4'9"	2.20 x 1.45 m
5	Bedroom 2	16'1" x 9"	4.89 x 2.75 m
6	Bathroom	10'9" x 6'8"	3.27 x 2.03 m



KEY

	Hob		Dimensions start
OV/MW	Oven/Microwave	WD	Washing Dryer
FF	Fridge/freezer	DW	Dishwasher
ST	Storage cupboard	B	Boiler

Customers should note this illustration is an example of the Watling House apartments. All dimensions indicated are approximate and the furniture layout is for illustrative purposes only. Homes may be 'handed' (mirror image) versions of the illustrations. Materials used may differ from plot to plot including render and roof tile colours. Detailed plans and specifications are available for inspection for each plot at our Sales Centre during working hours and customers must check their individual specifications prior to making a reservation. All wardrobes are subject to site specification. Please see Sales Consultant for further details.