





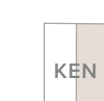


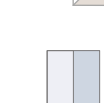


EXPLORE TEMPLE WOODS

KEY

	CAMBRIDGE 4 BEDROOM DETACHED HOME		MARLOW 4 BEDROOM DETACHED HOME
	CHESTER 4 BEDROOM DETACHED HOME		PORTMAN 3 & 4 BEDROOM TERRACED HOME
	HARLECH 4 BEDROOM DETACHED HOME		STRATFORD 4 BEDROOM DETACHED HOME
	KENSINGTON 4 BEDROOM SEMI DETACHED/ TERRACED HOME		WINDSOR 4 BEDROOM DETACHED HOME
	LETCWORTH 3 BEDROOM SEMI DETACHED HOME		AFFORDABLE HOUSING

Affordable Housing:
Plots - 260-287 296-300

- V - Visitor Parking
- B/S - Bin Store
- S/S - Sub Station
- C/S - Cycle Store
- - Timber Frame



This plan is indicative and is intended for guidance only and does not form part of any contract or agreement, nor does it show ownership boundaries, easements or wayleaves and is subject to change. For specific details, other than general site layout, please liaise directly with our Sales Consultant.