




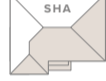

















EXPLORE ALCONBURY WEALD II PHASE 1



KEY

 BUXTON 2 BEDROOM HOME	 HARLECH 4 BEDROOM HOME
 BAKEWELL 3 BEDROOM HOME	 HARLECH II 4 BEDROOM HOME
 LETCWORTH 3 BEDROOM HOME	 SHAFTESBURY 4 BEDROOM HOME
 LETCWORTH II 3 BEDROOM HOME	 HARROGATE 4 BEDROOM HOME
 WARWICK 3 BEDROOM HOME	 HARROGATE II 4 BEDROOM HOME
 WARWICK II 3 BEDROOM HOME	 BALMORAL 4 BEDROOM HOME
 AMBERLEY 3 BEDROOM HOME	 HIGHGATE 5 BEDROOM HOME
 AMBERLEY II 3 BEDROOM HOME	 HIGHGATE II 5 BEDROOM HOME
 STRATFORD 4 BEDROOM HOME	 HIGHGATE CORNER 5 BEDROOM HOME
 CAMBRIDGE 4 BEDROOM HOME	 HIGHGATE KEY 5 BEDROOM HOME
 CAMBRIDGE II 4 BEDROOM HOME	



POS – Public Open Space
SS – Sub Station
PP – Pocket Park

This plan is indicative and is intended for guidance only and does not form part of any contract or agreement, nor does it show ownership boundaries, easements or wayleaves and is subject to change. For specific details, other than general site layout, please liaise directly with our Sales Consultant.