















# EXPLORE HEDERA GARDENS PHASE 3

## KEY

	<b>HEXHAM</b> 2 BEDROOM HOME		<b>CAMBRIDGE</b> 4 BEDROOM HOME
	<b>WARWICK</b> 3 BEDROOM HOME		<b>SHAFESBURY</b> 4 BEDROOM HOME
	<b>AMBERLEY</b> 3 BEDROOM HOME		<b>LEAMINGTON LIFESTYLE</b> 3 BEDROOM HOME
	<b>STRATFORD</b> 4 BEDROOM HOME		<b>HARROGATE</b> 4 BEDROOM HOME
	<b>OXFORD LIFESTYLE</b> 3 BEDROOM HOME		<b>HENLEY</b> 4 BEDROOM HOME
	<b>OXFORD</b> 4 BEDROOM HOME		<b>AFFORDABLE HOUSING</b>

LEAP – Local Equipped Area for Play  
PS – Pumping Station



This plan is indicative and is intended for guidance only and does not form part of any contract or agreement, nor does it show ownership boundaries, easements or wayleaves and is subject to change. For specific details, other than general site layout, please liaise directly with our Sales Consultant.