



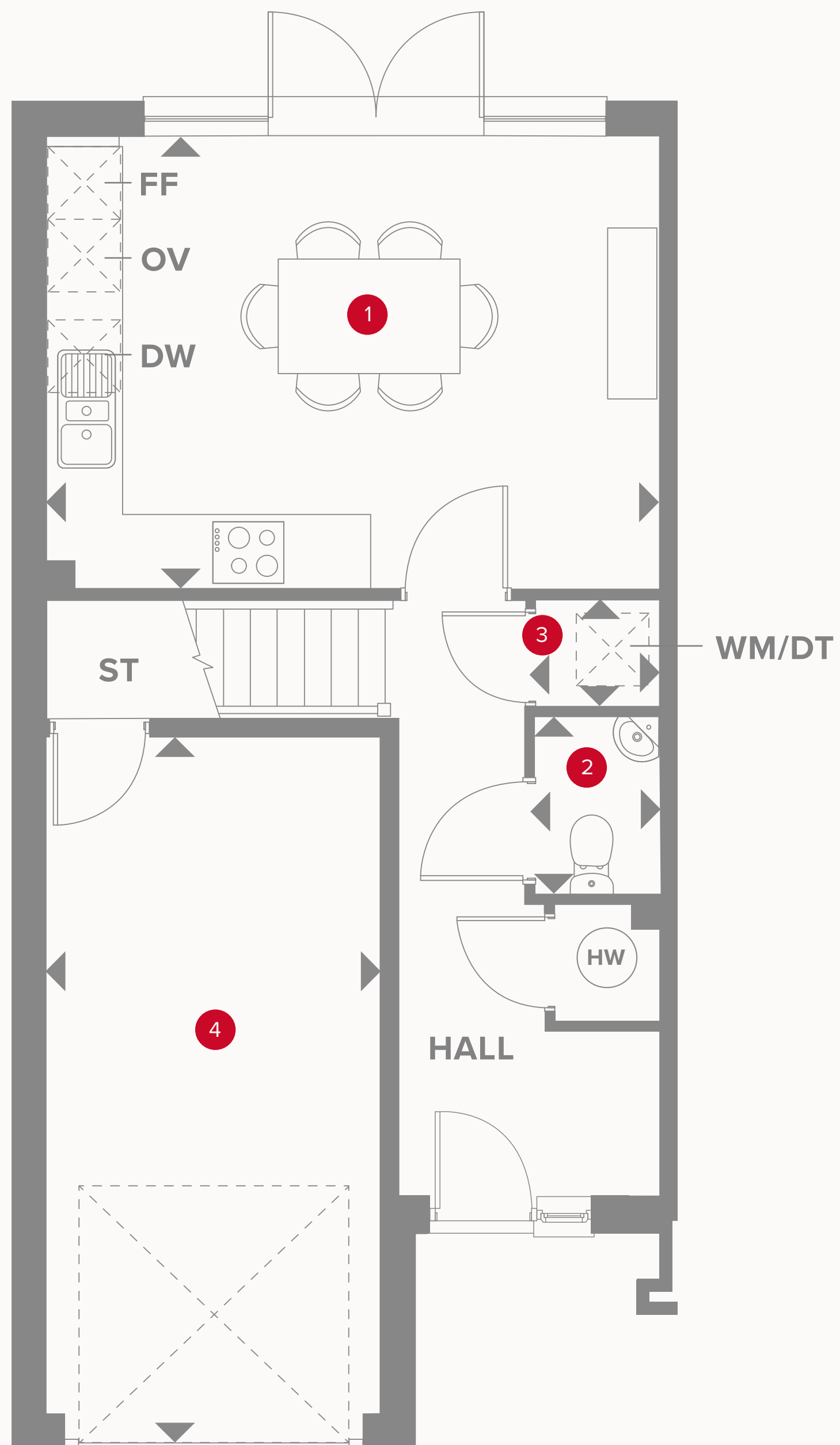
HERITAGE

- REDROW -

THE KENSINGTON END

FOUR BEDROOM HOME







THE KENSINGTON END GROUND FLOOR

1	Kitchen/Dining	16'7" x 12'3"	5.06 x 3.73 m
2	Cloaks	4'10" x 3'6"	1.47 x 1.06 m
3	Laundry	3'6" x 2'7"	1.06 x 0.80 m
4	Garage	19'4" x 9'1"	5.89 x 2.78 m

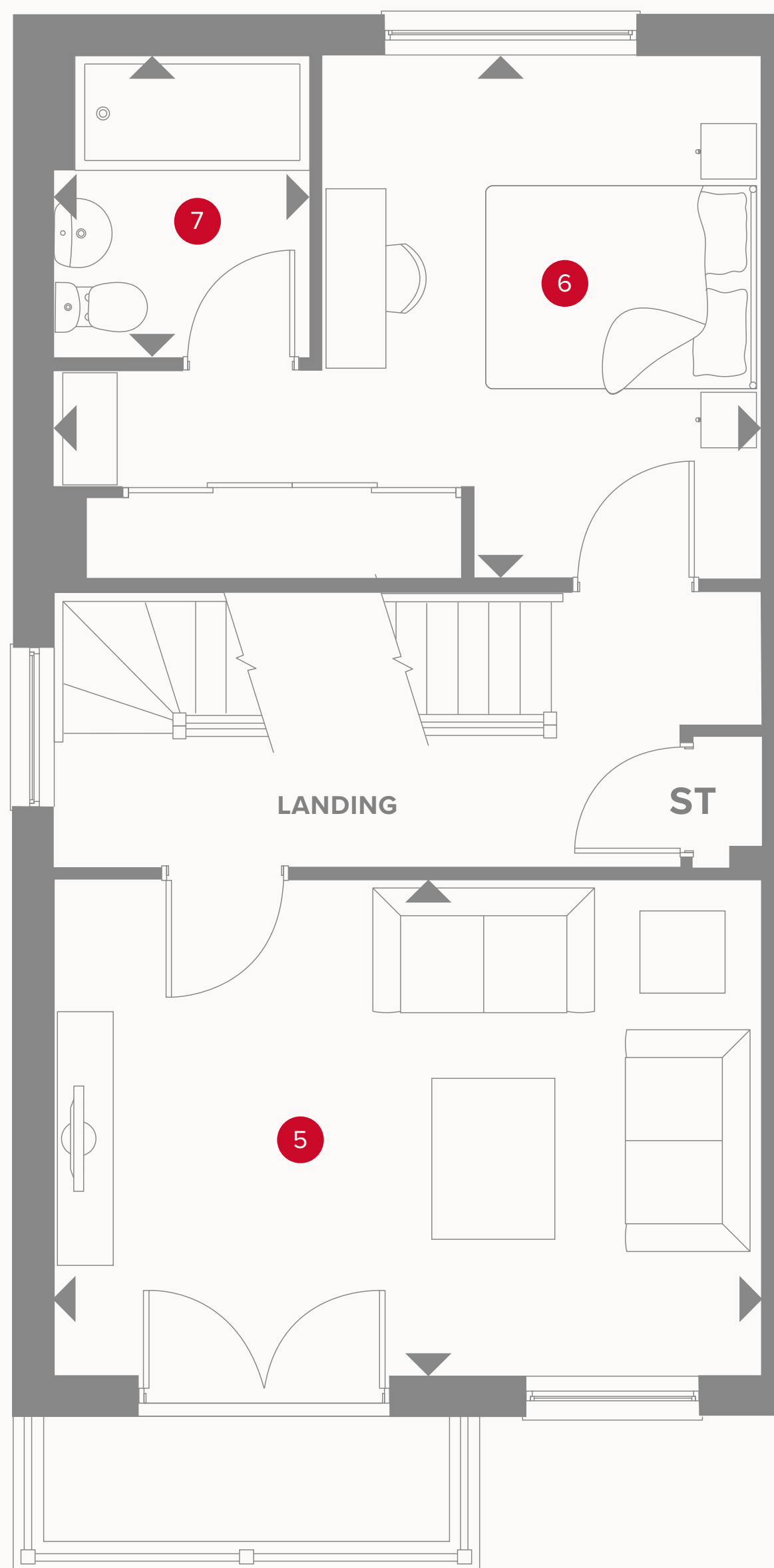


KEY

 Hob
OV Oven
FF Fridge/freezer
TD Tumble dryer space

 Dimensions start
ST Storage cupboard
WM Washing machine space
DW Dish washer space

HW Hot water storage



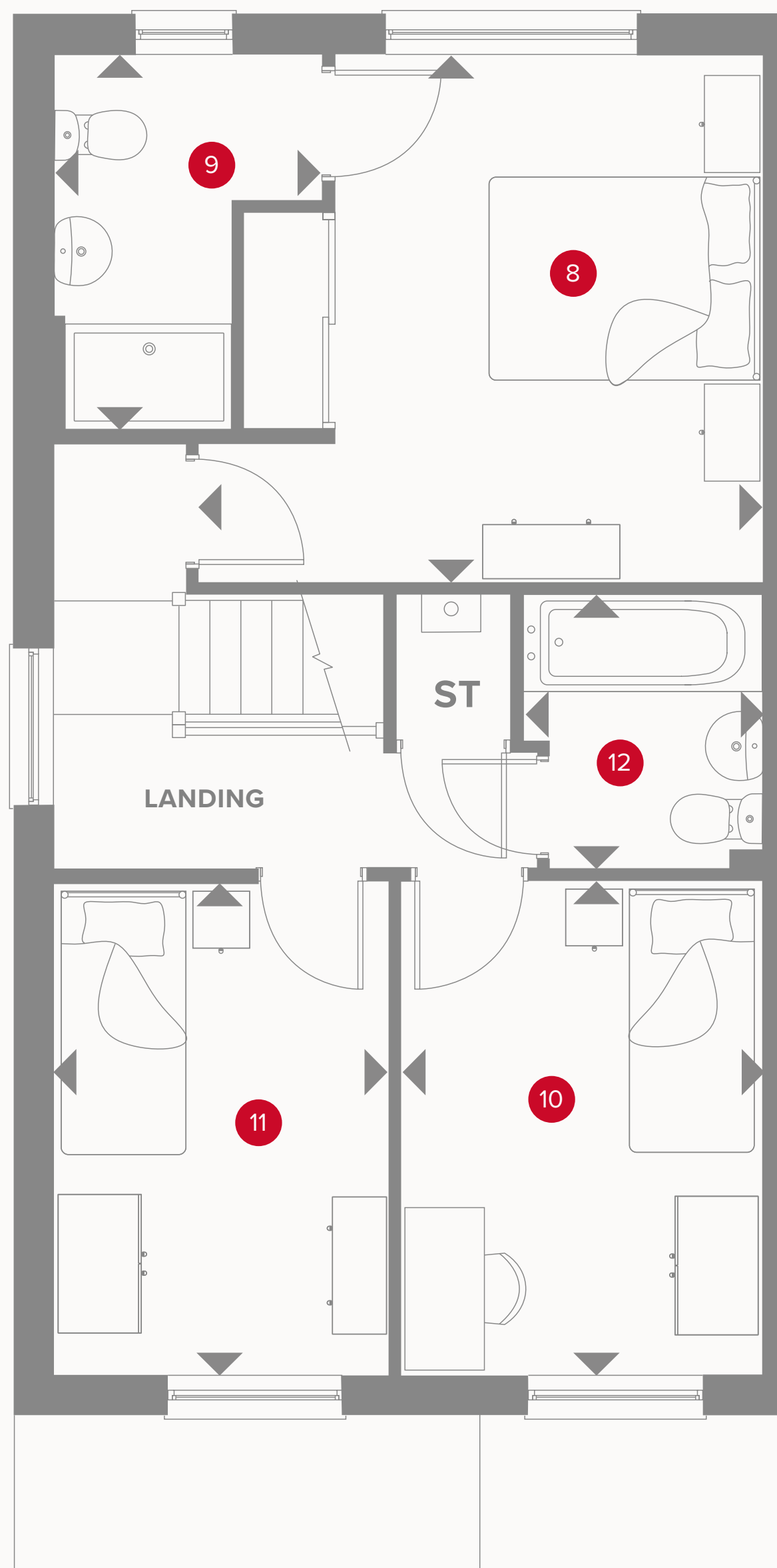
THE KENSINGTON END FIRST FLOOR

5	Lounge	16'7" x 11'8"	5.06 x 3.56 m
6	Bedroom 1	16'7" x 12'3"	5.06 x 3.73 m
7	En-suite 1	7'1" x 6'0"	2.16 x 1.83 m




KEY

- ◀ Dimensions start
- ST Storage cupboard



THE KENSINGTON END SECOND FLOOR

8	Bedroom 2	12'5" x 13'3"	3.79 x 4.04 m
9	En-suite 2	8'9" x 6'4"	2.67 x 1.92 m
10	Bedroom 3	11'8" x 8'6"	3.55 x 2.58 m
11	Bedroom 4	11'7" x 7'10"	3.52 x 2.40 m
12	Bathroom	6'6" x 5'7"	1.97 x 1.71 m



KEY

- ◀ Dimensions start
- ST Storage cupboard



Customers should note this illustration is an example of the Kensington End house type. All dimensions indicated are approximate and the furniture layout is for illustrative purposes only. Homes may be 'handed' (mirror image) versions of the illustrations, and may be detached, semi-detached or terraced. Materials used may differ from plot to plot including render and roof tile colours. Detailed plans and specifications are available for inspection for each plot at our Sales Centre during working hours and customers must check their individual specifications prior to making a reservation.