












EXPLORE THE LAWNS PHASE 3



KEY

	KENNINGTON END 1 BEDROOM TERRACED HOME		WARWICK 3 BEDROOM DETACHED HOME
	KENNINGTON MID 1 BEDROOM TERRACED HOME		AMBERLEY 3 BEDROOM DETACHED HOME
	LEDBURY END 2 BEDROOM TERRACED HOME		SHREWSBURY 4 BEDROOM DETACHED HOME
	LEDBURY MID 2 BEDROOM TERRACED HOME		STRATFORD 4 BEDROOM DETACHED HOME
	LEDBURY GRAND 3 BEDROOM TERRACED HOME		AFFORDABLE HOUSING
	WARWICK LIFESTLE 2 BEDROOM DETACHED HOME		

Affordable Housing:
Dart - 233, 234, 235 & 236
Tavy - 237, 238, 239, 240, 245, 246, 247, 248, 249, 250, 251 & 252

V - Visitor Parking
B/S - Bin Store



This plan is indicative and is intended for guidance only and does not form part of any contract or agreement, nor does it show ownership boundaries, easements or wayleaves and is subject to change. For specific details, other than general site layout, please liaise directly with our Sales Consultant.

