













EXPLORE PARC ELISABETH



KEY

	WARWICK 3 BEDROOM HOME		CAMBRIDGE 4 BEDROOM HOME
	AMBERLEY 3 BEDROOM HOME		WELWYN 4 BEDROOM HOME
	SHREWSBURY 4 BEDROOM HOME		HARROGATE 4 BEDROOM HOME
	OXFORD 4 BEDROOM HOME		HAMPSTEAD 5 BEDROOM HOME
	OXFORD LIFESTYLE 3 BEDROOM HOME		AFFORDABLE HOUSING

-  **LEAP** – Local Equipped Area for Play
-  **LAP** – Local Area for Play



This plan is indicative and is intended for guidance only and does not form part of any contract or agreement, nor does it show ownership boundaries, easements or wayleaves and is subject to change. For specific details, other than general site layout, please liaise directly with our Sales Consultant.

