











EXPLORE BERKELEY DENE



KEY

 LETC LETCWORTH 3 BEDROOM SEMI-DETACHED HOME	 CAMB CAMBRIDGE 4 BEDROOM DETACHED HOME
 WARW WARWICK 3 BEDROOM DETACHED HOME	 CANT CANTERBURY 4 BEDROOM DETACHED HOME
 AMBY AMBERLEY 3 BEDROOM DETACHED HOME	 HARR HARROGATE 4 BEDROOM DETACHED HOME
 STRA STRATFORD 4 BEDROOM DETACHED HOME	 AFFORDABLE HOUSING
 OXFO OXFORD 4 BEDROOM DETACHED HOME	
 MARO MARLOW 4 BEDROOM DETACHED HOME	

V - Visitor Parking
P/S - Pumping Station
BCP - Bin Collection Point



This plan is indicative and is intended for guidance only and does not form part of any contract or agreement, nor does it show ownership boundaries, easements or wayleaves and is subject to change. For specific details, other than general site layout, please liaise directly with our Sales Consultant.