

















EXPLORE BLUNDELLS GRANGE



KEY

 HADLEIGH 2 BEDROOM DETACHED HOME	 SHAFESBURY 4 BEDROOM DETACHED HOME
 WARWICK 3 BEDROOM DETACHED HOME	 SUNNINGDALE 4 BEDROOM DETACHED HOME
 LEAMINGTON LIFESTYLE 3 BEDROOM DETACHED HOME	 HENLEY 4 BEDROOM DETACHED HOME
 OXFORD LIFESTYLE 3 BEDROOM DETACHED HOME	 LEDSHAM 4 BEDROOM DETACHED HOME
 STRATFORD 4 BEDROOM DETACHED HOME	 RICHMOND 4 BEDROOM DETACHED HOME
 MARLOW 4 BEDROOM DETACHED HOME	 HAMPSTEAD 5 BEDROOM DETACHED HOME
 CRANMORE 4 BEDROOM DETACHED HOME	 AFFORDABLE HOUSING
 CAMBRIDGE 4 BEDROOM DETACHED HOME	

V - Visitor Parking
BCP - Bin Collection Point
P/S - Pumping Station

■ Plots 11/12/43/89/102' feature a stone elevation, please refer to Sales Consultants for further detail.



This plan is indicative and is intended for guidance only and does not form part of any contract or agreement, nor does it show ownership boundaries, easements or wayleaves and is subject to change. For specific details, other than general site layout, please liaise directly with our Sales Consultant.

