












EXPLORE CHARLTON COMMON



KEY

 LETCWORTH 3 BEDROOM SEMI-DETACHED HOME	 MARLOW 4 BEDROOM DETACHED HOME
 LINCOLN 3 3 BEDROOM SEMI-DETACHED HOME	 CAMBRIDGE 4 BEDROOM DETACHED HOME
 WARWICK 3 BEDROOM DETACHED HOME	 SHAFTESBURY 4 BEDROOM DETACHED HOME
 AMBERLEY 3 BEDROOM DETACHED HOME	 CANTERBURY 4 BEDROOM DETACHED HOME
 LINCOLN 4 BEDROOM SEMI-DETACHED HOME	 AFFORDABLE HOUSING
 STRATFORD 4 BEDROOM DETACHED HOME	

Affordable Housing:

- Apartments - 37-45
- Severn End Terrace - 13, 24 & 49
- Severn 3 Mid Terrace - 14, 25, 26, 48, 67 & 68
- Cam End Terrace - 27 & 66
- Frome End Terrace - 57 & 60
- Frome Mid Terrace - 58
- Frome 4 Mid Terrace - 59
- Chew End Terrace - 47

- V - Visitor Parking
- B/S - Bin Store
- S/S - Sub Station
- C/S - Cycle Store
- P/S - Pumping Station
- LEAP - Local Equipped Area of Play



This plan is indicative and is intended for guidance only and does not form part of any contract or agreement, nor does it show ownership boundaries, easements or wayleaves and is subject to change. For specific details, other than general site layout, please liaise directly with our Sales Consultant.

