











EXPLORE GREAT OLDBURY PHASE 2



KEY

 LUDLOW 3 BEDROOM HOME	 CAMBRIDGE 4 BEDROOM HOME
 WARWICK 3 BEDROOM HOME	 SHAFTESBURY 4 BEDROOM HOME
 AMBERLEY 3 BEDROOM HOME	 CANTERBURY 4 BEDROOM HOME
 STRATFORD 4 BEDROOM HOME	 HARROGATE 4 BEDROOM HOME
 OXFORD LIFESTYLE 3 BEDROOM HOME	 AFFORDABLE HOMES

LINK ROAD
TO ADJACENT
SITE

DEVELOPMENT
BY OTHERS



This plan is indicative and is intended for guidance only and does not form part of any contract or agreement, nor does it show ownership boundaries, easements or wayleaves and is subject to change. For specific details, other than general site layout, please liaise directly with our Sales Consultant.

