



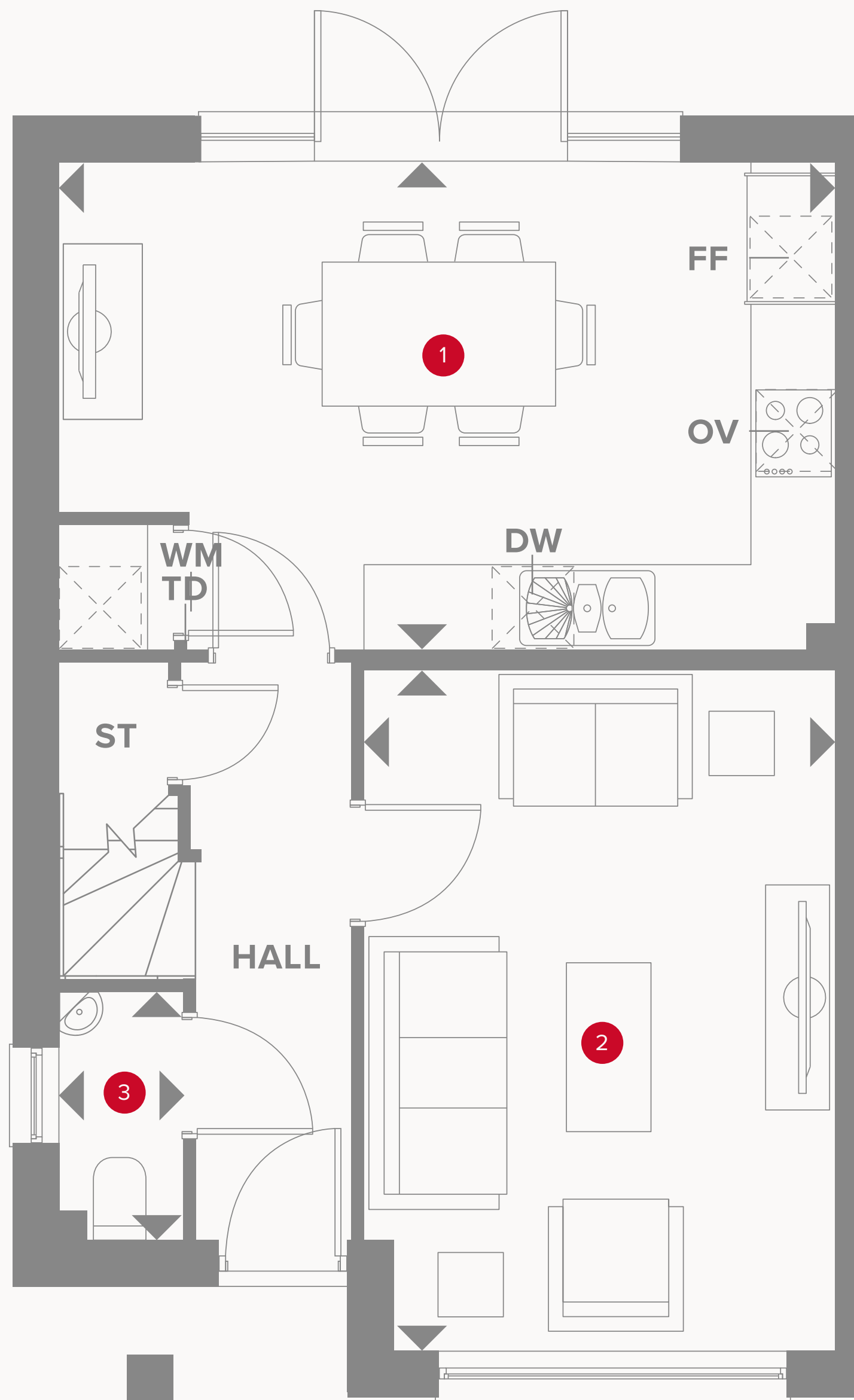
**HERITAGE**

- REDROW -

# THE LETCHWORTH

THREE BEDROOM DETACHED HOME

 **REDROW**





# THE LETCHWORTH GROUND FLOOR

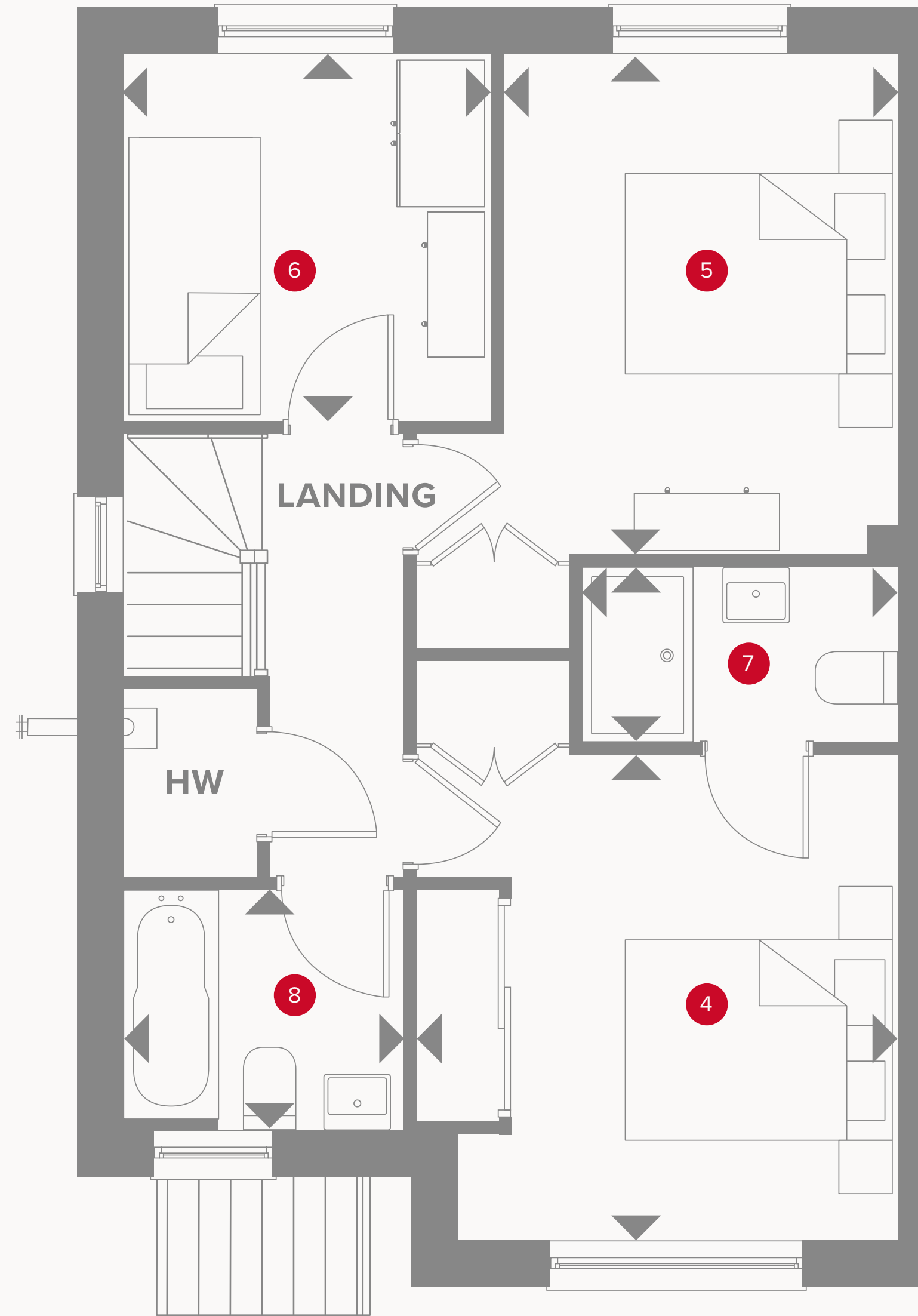
1	Kitchen/Dining	18'2" x 11'5"	5.53 x 3.47 m
2	Lounge	15'11" x 11'0"	4.84 x 3.35 m
3	Cloaks	5'10" x 2'11"	1.76 x 0.90 m



## KEY

-  Hob
- OV** Oven
- FF** Fridge/freezer
- TD** Tumble dryer space

-  Dimensions start
- ST** Storage cupboard
- WM** Washing machine space
- DW** Dish washer space



# THE LETCHWORTH FIRST FLOOR

4	Bedroom 1	11'5" x 11'3"	3.47 x 3.42 m
5	Bedroom 2	11'9" x 9'3"	3.58 x 2.81 m
6	Bedroom 3	8'8" x 8'7"	2.64 x 2.62 m
7	En-suite	7'5" x 4'1"	2.26 x 1.25 m
8	Bathroom	6'8" x 5'7"	2.02 x 1.71 m



**CONSUMER  
CODE FOR  
HOME BUILDERS**  
[www.consumercode.co.uk](http://www.consumercode.co.uk)

Customers should note this illustration is an example of the Letchworth house type. All dimensions indicated are approximate and the furniture layout is for illustrative purposes only. Homes may be 'handed' (mirror image) versions of the illustrations, and may be detached, semi-detached or terraced. Materials used may differ from plot to plot including render and roof tile colours. Detailed plans and specifications are available for inspection for each plot at our Customer Experience Suites during working hours and customers must check their individual specifications prior to making a reservation. Computer generated images are for indicative purposes only.

## KEY

- ← Dimensions start
- HW Hot water cylinder