
















EXPLORE BLACKMORE DOWN

KEY

	LETCWORTH 3 BEDROOM HOME		OXFORD Q 3 BEDROOM HOME
	AMBERLEY 3 BEDROOM HOME		OXFORD 4 BEDROOM HOME
	WARWICK 3 BEDROOM HOME		SHAFTESBURY 4 BEDROOM HOME
	SHREWSBURY 4 BEDROOM HOME		HARROGATE 4 BEDROOM HOME
	STRATFORD 4 BEDROOM HOME		CANTERBURY 4 BEDROOM HOME
	HARLECH 3 BEDROOM HOME		HENLEY 4 BEDROOM HOME
	CHESTER 4 BEDROOM HOME		AFFORDABLE HOUSING
	MARLOW 4 BEDROOM HOME		

LEAP – Local equipt area of play
LAP – Local Area of Play
PS – Pumping Station
BCP – Bin Collection Point



This plan is indicative and is intended for guidance only and does not form part of any contract or agreement, nor does it show ownership boundaries, easements or wayleaves and is subject to change. For specific details, other than general site layout, please liaise directly with our Sales Consultant.