



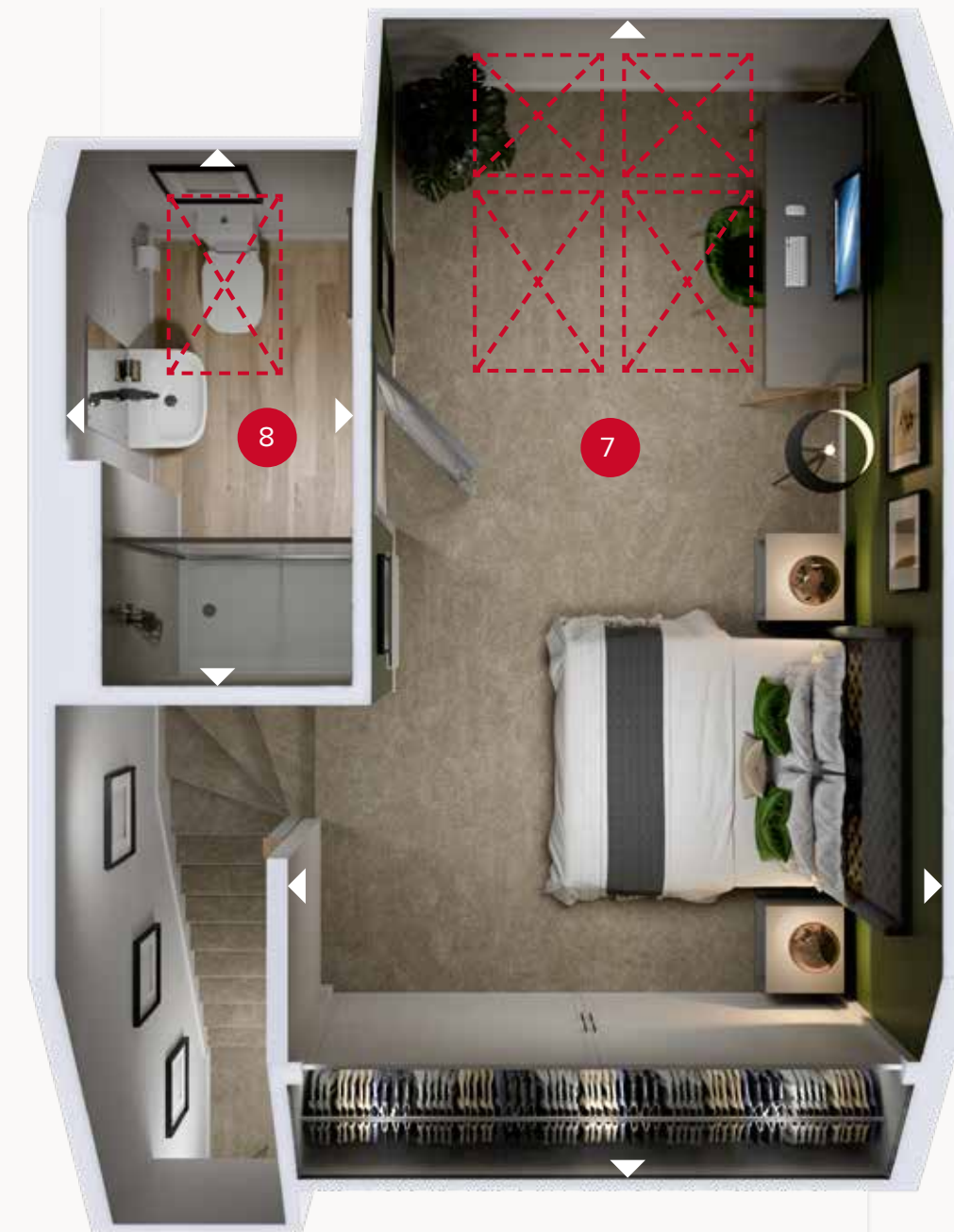
THE STAMFORD



GROUND FLOOR



FIRST FLOOR



SECOND FLOOR

GROUND FLOOR

1	Kitchen/ Dining	16'4" x 10'5"	4.99 x 3.18 m
2	Lounge	13'10" x 11'8"	4.22 x 3.55 m
3	Cloaks	5'6" x 3'2"	1.68 x 0.96 m

FIRST FLOOR

4	Bedroom 2	13'10" x 10'0"	4.22 x 3.05 m
5	Bedroom 3	11'0" x 7'1"	3.35 x 2.17 m
6	Bathroom	7'1" x 6'9"	2.17 x 2.05 m

SECOND FLOOR

7	Bedroom 1	20'6" x 10'4"	6.25 x 3.14 m
8	En-suite	8'9" x 4'6"	2.67 x 1.37 m



16.03.2023

Customers should note this illustration is an example of the Stamford house type. All dimensions indicated are approximate and the furniture layout is for illustrative purposes only. Homes may be 'handed' (mirror image) versions of the illustrations, and may be detached, semi-detached or terraced. Materials used may differ from plot to plot including render and roof tile colours. Detailed plans and specifications are available for inspection for each plot at our Customer Experience Suite or Sales Centre during working hours and customers must check their individual specifications prior to making a reservation. Please note that the specification show in this plan may include optional upgrades from standard specification. Please speak with your Sales Consultant or visit MyRedrow for more information. EG_STAM_EM.2

▷ Denotes where dimensions are taken from. All wardrobes are subject to site specification. Please see Sales Consultant for further details.

ov - oven
ff - fridge freezer
dw - dishwasher space
wd - washer dryer space
☒ - Roof window

